


KaVo Instruments

DENTAL  
EX  
CE  
LL  
EN  
CE



**KAVO**  
Dental Excellence



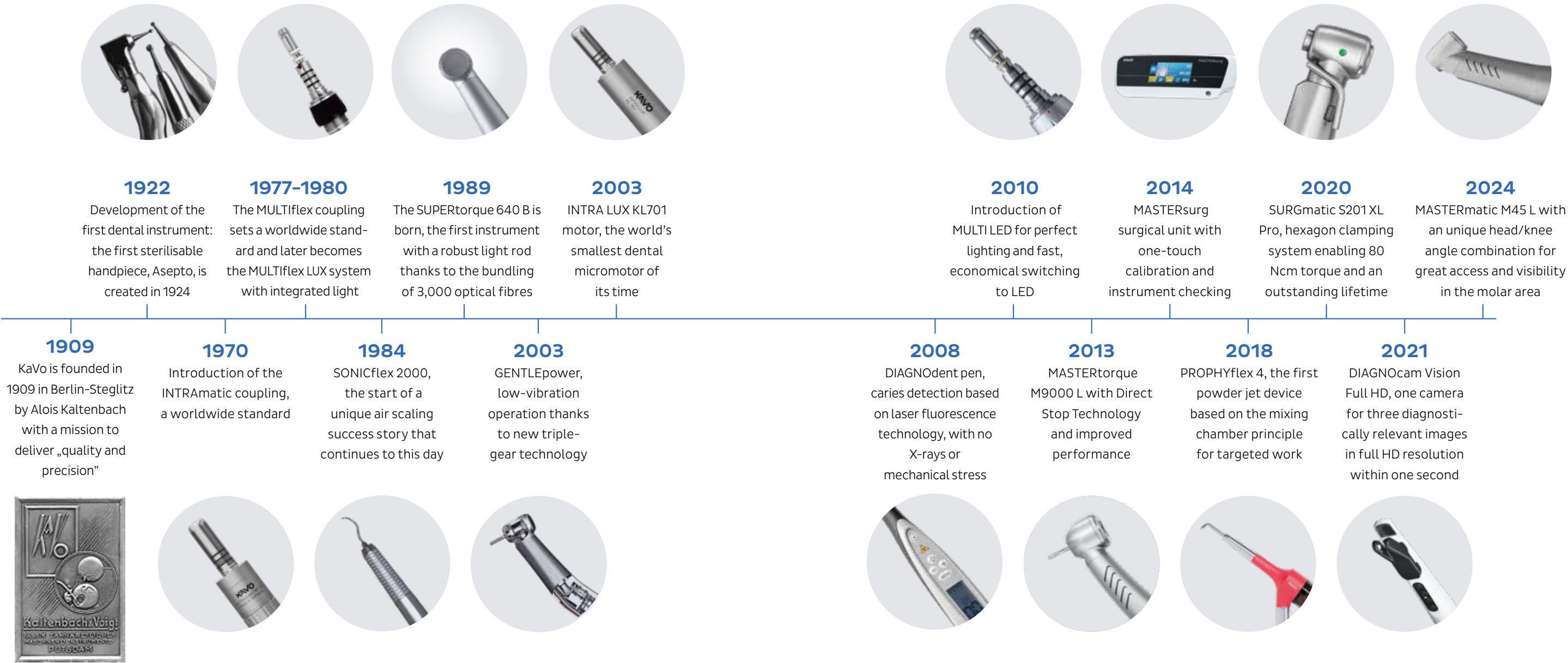
# Contents

<b>04</b>	<b>Dental Excellence</b>	
	KaVo highlights	04
	Brand promise	06
	By experts, for experts	08
	Made in Biberach	10
<b>12</b>	<b>Handpieces, contra-angles and turbines</b>	
	■ MASTER series	16
	■ EXPERT series	26
	■ SMART series	34
<b>42</b>	<b>Instruments and more</b>	
	Motors and couplings	44
	Scalers and tips	50
	Laboratory and articulators	58
<b>62</b>	<b>Indications</b>	
	Prophylaxis	64
	Diagnostics	68
	Restoration	76
	Endodontics	80
	Surgery	84
<b>90</b>	<b>Hygiene and service</b>	
	Reprocessing & maintenance	92
	KaVo Original Service	96
	Register	100

The products, equipment and services shown and described in this catalogue are not available in all countries. All information provided is correct at the time of going to press.

KaVo highlights  
Dental Excellence since  
1909

With a variety of patents and utility models granted, KaVo consistently delivers on its promise of Dental Excellence. We have repeatedly set new standards with our innovations, especially in terms of instruments, and we will continue to exceed expectations.





# KaVo Dental Excellence Brand Promise

## What we stand for as a brand

KaVo is a well-established brand with a strong legacy. Our brand and our products represent the highest possible quality and reliability – and have done for over 100 years. This gives our customers peace of mind, so that they can concentrate on doing their best work.

To achieve this, KaVo combines the fundamentals of ergonomics, optimized hygiene, and design into the best overall package without compromise. The perfect interplay of dynamics and expertise keep us at the forefront of modern dentistry.



Treatment Units



Instruments



Imaging



Dental Training

# Portfolio Statements



Treatment Units

## KaVo Treatment Units – Invest in your own health

A KaVo Treatment Unit is a reliable partner. Only KaVo Treatment Units ensure a natural posture providing exceptional freedom of movement with short gripping distances, creating the perfect ergonomic solution for every treatment situation, no matter how complex.

Our claim: We combine the highest hygiene and operational standards with aesthetically-pleasing design to create a positive experience for both users and patients.

This perfectly coordinated overall package is completed by a long service life and total reliability – i.e. the Made in Germany promise.



Instruments

## KaVo Instruments – Feel the difference

Our instruments are created with the finest ingredients, developed exclusively for our products.

In combination with our unique product architecture – created from solid stainless steel rods – instruments that are extraordinarily precise and durable are fully created in our own factory.

We are the origin of today's dental instrument standards. Over a century of innovation is reflected in the design and function of our instruments today. The result – maximum user performance through ultra-precise and fatigue-free use.



Imaging

## KaVo Imaging – See more, plan better

The combination of 35+ years of experience in the development of imaging systems, and the innovative strength of an owner-managed family business form the basis for our KaVo ProXam X-ray portfolio in both the intra- and extraoral areas.

Perfectly tailored to the patient, we ensure the lowest possible radiation exposure with maximum clinical benefit and support fast, comfortable positioning with optimum accessibility.

This most robust foundation, combined with high-tech components, brilliant image quality, a world-leading software platform with open interfaces and a broad sales and service network, all add up to a secure investment in your future.



Dental Training

## Dental Training – Excellent learning

Our wealth of experience from over 100 years of innovation in the field of instruments and treatment units and over 35 years in the field of imaging systems form the basis for the highest quality products for dental education. With a flexible, customizable and functional portfolio, which we are continuously developing, we create the most accurate training scenarios for dental students.

KaVo provides support with the conception, room design, configuration and implementation to perfect your ideas and to create virtual training environments that are as realistic as being in practice.



By experts, for experts  
KaVo instruments are created from the best materials according to your requirements.


**In fact, everything starts with what you need**

The development of a KaVo instrument often begins in dental practices like yours. During numerous technical discussions around the world, we take note of your requirements and suggestions and, from those, derive the features for new KaVo instruments. For example, a refined instrument head size for a better view of your work, easier hygiene and any specific requirements from your specialist area of work: what you come up with sets the goals pursued by our product developers.



**The future is made in Biberach**

To ensure new KaVo instruments not only meet the highest requirements, but also far exceed them, innovations at KaVo are all about teamwork. Specialists in design, development, marketing and sales all work together on-site in Biberach throughout the entire product development phase. Preliminary drawings become 3D data, and initial material samples become final prototypes. Once everyone is satisfied, production tests begin for the KaVo instruments that you will later be thrilled to use every day at your practice.



**6 MILL.** instruments sold worldwide  
are proof of Dental Excellence.



**Tested in Biberach, proven in practice**

To ensure KaVo instruments can cope with the tough conditions they will face in practice, they have to pass some very rigorous tests. In our development laboratories, we simulate the kind of stress that equipment will encounter during years of use. Can the instrument complete several billion rotations with no problems? Is the retention force at the bur really as high as 30 newtons? Does the turbine still stop in less than a second after being used for the thousandth time thanks to Direct Stop Technology? Once the quality and performance of our instruments is beyond any doubt, pre-production testing is concluded and serial production can begin.

Made in Biberach  
Everything is made by us!  
Biberach – the home of quality.



95%  
of all parts for KaVo instruments  
are produced in Biberach.




**11,500 m<sup>2</sup> space for the narrowest of margins (in the  $\mu$  range)**  
Other suppliers still have their head office in Germany, but outsourced their production long ago. KaVo, however, insists on a 100% 'Made in Germany' approach for its instruments. This means all our instruments are made exclusively at the main plant in Biberach. But the most important factor in ensuring the legendary KaVo quality is our 'vertical integration' of at least 95%. This means almost all components (of which there can be up to 50) in a KaVo instrument are also manufactured in Biberach and are therefore subject to the same stringent quality control.

From delivery of the raw materials to the final inspection of the finished instruments, the 400-plus highly qualified employees at the 11,500 m<sup>2</sup> production facility are focused on the tiniest details. Ultra-precise production, based on tolerances in the  $\mu$  range (one  $\mu$  equals 0.001 mm), ensures that you in turn can work with real precision at your practice.

100%  
quality, from the raw materials to the finished instrument. All from a single source.

**Ultra-clean quality inside, dust kept outside**  
The final assembly of many KaVo instruments is performed in special dust-free rooms. To stop even the smallest dust particle impairing the great quality associated with KaVo, the air is constantly cleaned and purged. Temperature, humidity and air pressure are also kept constant. This is the only way that each individual KaVo instrument can pass its thorough final inspection prior to delivery.

440  
highly qualified employees with an average seniority of over 20 years, ensure the instruments produced deliver the quality associated with KaVo.



**Quality pays – every single day**  
KaVo has now sold over 6 million instruments worldwide. This includes the KaVo EXPERTmatic E25 L, which is one of the most successful instruments ever (with over 100,000 units produced). But for KaVo, quality both today and in the future is more important than previous sales figures. And this is why every single instrument undergoes final testing – and a final polish – prior to delivery. So it can make a dazzling impression at your practice for the whole of its working life.

98%  
re-purchase rate for instruments shows just how satisfied our customers are.



HANDPIECES,  
CONTRA-ANGLES  
& TURBINES



# MASTER series

Enjoy maximum power  
with KaVo's most innovative comfort.

- Best treatment quality
- Maximum treatment comfort
- Highest patient satisfaction



# EXPERT series

Rely on KaVo's  
advanced performance.


- Maximum longevity
- Efficient operations
- Reliable features



# SMART series

Start safe with affordable KaVo quality.

- Made in Germany
- Premium materials
- Entry level price for the world of KaVo







# MASTER series

Enjoy maximum  
power with KaVo's most innovative comfort.

# Handpieces and contra-angles

## Benefits at a glance.



**Optimum access**  
thanks to the ergonomic 100°/19°  
head/knee angle combination



**Triple-gear technology**  
for ultra-smooth operation with  
minimal vibration



**High-tech FG chuck with  
carbide guide bush**  
for optimum longevity



**Flexibility thanks to  
exchangeable heads**  
for complete versatility and  
optimum cost effectiveness



**Ceramic ball bearings**  
for excellent quiet and  
low-vibration operation



**Small head size**  
for easy, efficient access  
to the preparation area



**Plasmatec coating**  
for a perfect grip and  
excellent hygiene



**24-month warranty**  
for proven quality



**3-port spray**  
with ultra-fine spray wetting  
for optimum cooling



**Glass rod light conductor**  
with up to 25,000 lux for reliable  
detection of the preparation margins



**Low volume  
(only 55 dB(A))**  
to eliminate unpleasant noises for  
patients and treatment personnel



**Internally channelled,  
separate coolant**  
for optimum spray results



**Replaceable spray microfilter**  
for effective and trouble-free  
spray cooling



**KaVo INTRAmatic  
coupling system**  
can be used with any  
treatment unit



**KaVo push-button  
chuck system**  
with a retention power of up to  
30 N for secure retention of the bur



**Thermo-disinfectable**  
and sterilisable up to 135 °C



Made in  
Germany

MASTERmatic



# Handpieces and contra-angles

1. Best treatment quality
2. Maximum treatment comfort
3. Highest patient satisfaction



**MASTERmatic LUX**  
**speed-increasing**  
**contra-angle M25 L (1:5)**  
 Our best high-speed contra-angle thanks to a reduced head size (H: 13.5 mm; diameter 10.3 mm), ergonomic head/knee angle combination, carbide guide bush, triple-gear technology and replaceable spray filter, 3-port spray, push-button chuck, ceramic ball bearings, low volume (55 dB(A))  
*Mat. no. 1.009.3630*



**MASTERmatic LUX**  
**speed-increasing**  
**contra-angle M05 L (1:5)**  
 Mini head (H: 12.6 mm, diameter 9 mm) for short-shaft burs, triple-gear technology and replaceable spray filter, 1-port spray, with push-button chuck, ceramic ball bearings, head 43% smaller than for GENTLEpower 25 LP, perfect for hard to reach areas and ideal for treating children and the elderly, low volume (55 dB(A))  
*Mat. no. 1.009.3640*



**MASTERmatic LUX**  
**speed-increasing**  
**contra-angle M45 L (1:4,2)**  
 Unique head/knee angle combination for great access and visibility in the molar area, CoolHead Technology, carbide guide bush, triple-gear technology and replaceable spray filter, 3-port spray, push-button chuck, ceramic ball bearings  
*Mat. no. 1.014.0280*



**MASTERmatic LUX**  
**reducing shank**  
**M29 L (7.4:1)**  
 For endodontic applications, glass rod light conductor with up to 25,000 lux, replaceable spray filter, maximum treatment flexibility with 14 exchangeable heads  
*Mat. no. 1.009.3580*



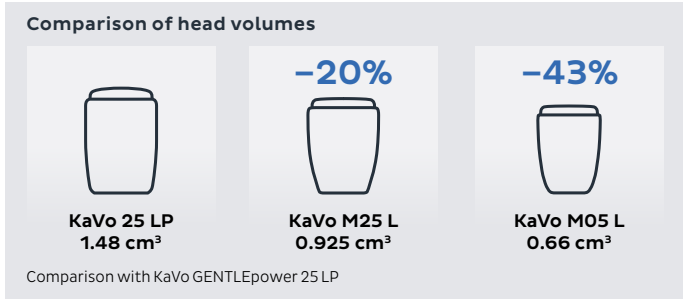
**MASTERmatic LUX**  
**reducing shank M07 L (2.7:1)**  
 For caries excavation and prophylaxis applications, glass rod light conductor with up to 25,000 lux, replaceable spray filter, maximum treatment flexibility with 14 exchangeable heads  
*Mat. no. 1.009.3610*



**MASTERmatic LUX**  
**shank M20 L (1:1)**  
 For cavity and crown preparation, finishing, caries excavation and endodontic treatments, glass rod light conductor with up to 25,000 lux, replaceable spray filter, maximum treatment flexibility with 14 exchangeable heads  
*Mat. no. 1.009.3620*



**MASTERmatic LUX**  
**handpiece**  
**M10 L (1:1)**  
 Suitable for handpiece and contra-angle burs, no replaceable spray filter, also suitable for straightforward extraoral work  
*Mat. no. 1.009.3570*



# INTRA heads

A total of 14 exchangeable heads for unlimited versatility: a single shank and optimised heads mean almost limitless options for all applications, at lower overall costs and with simpler maintenance processes.

Easy switching:  
KaVo INTRA heads fit all  
KaVo MASTERmatic shanks.



## Standard preparation

M20 L (1:1)	M07 L (2.7:1)
<b>INTRA head L68 (1:1)</b> With push-button chuck, for contra-angle burs, diameter 2.35 mm, with debris deflector disc, max. drive speed: 40,000 rpm <i>Mat. no. 1.008.1833</i>	<b>INTRA head L66 B (3:1)</b> With push-button chuck, ball bearings, for contra-angle burs, diameter 2.35 mm, with debris deflector disc, max. drive speed: 20,000 rpm <i>Mat. no. 1.008.1831</i>
<b>INTRA head L80 (1:1)</b> With push-button chuck, for burs (FG), diameter 1.6 mm, max. drive speed: 40,000 rpm <i>Mat. no. 1.004.4456</i>	<b>INTRA Mini head L52 (1:1)</b> With push-button chuck, for miniature contra-angle burs (length 16 mm, diameter 2.35 mm), max. drive speed: 40,000 rpm <i>Mat. no. 1.008.1825</i>
<b>INTRA head L68 B (1:1)</b> With push-button chuck, ball bearings, for contra-angle burs, diameter 2.35 mm, with debris deflector disc, max. drive speed: 40,000 rpm <i>Mat. no. 1.008.1834</i>	<b>INTRA head L67 (2:1)</b> With push-button chuck, for contra-angle burs, diameter 2.35 mm, with debris deflector disc, max. drive speed: 40,000 rpm <i>Mat. no. 1.008.1832</i>

## Prophylaxis

M07 L (2.7:1)
<b>INTRA Propphy head L31 (2:1)</b> With thread and knob, for screw-type and snap-on polishing attachments, and multiple seals to prevent ingress of polishing paste, max. drive speed: 15,000 rpm <i>Mat. no. 1.008.1824</i>
<b>INTRA Endo/Propphy head L53</b> With push-button chuck, for polishing attachments with contra-angle shaft, diameter 2.35 mm, reciprocating rotation through 60°, max. drive speed: 3,000 rpm <i>Mat. no. 1.008.1826</i>
<b>INTRA EVA head L61 G</b> Files rotate freely, with buffered 0.8 mm stroke, e.g. for files made by Intensiv Co., max. drive speed: 20,000 rpm <i>Mat. no. 1.008.1828</i>

<b>INTRA EVA head L61 R</b> 36 separate locking positions for locking files, with buffered 0.8 mm stroke, e.g. for files made by Intensiv Co., max. drive speed: 20,000 rpm <i>Mat. no. 1.008.1829</i>

## Endodontics

M29 L (7.4:1)	M20 L (1:1)
<b>INTRA Endo/Propphy head L53</b> With push-button chuck, for root canal instruments with contra-angle shaft, diameter 2.35 mm, reciprocating rotation through 60°, max. drive speed: 3,000 rpm <i>Mat. no. 1.008.1826</i>	<b>INTRA head L68 B (1:1)</b> With push-button chuck, ball bearings, for root canal instruments with contra-angle shaft, diameter 2.35 mm, max. drive speed: 40,000 rpm, suitable for endo function of the ESTETICA E50 Life, KaVo uniQa and ESTETICA E70/E80 Vision in combination with MASTERmatic M20 L <i>Mat. no. 1.008.1834</i>
<b>INTRA LUX Endo head L3</b> With push-button chuck, for manual root canal instruments with grip with diameter 3.5–4.0 mm, reciprocating rotation through 60°, max. drive speed: 3,000 rpm <i>Mat. no. 1.008.1822</i>	<b>INTRA head L66 B (3:1)</b> With push-button chuck, ball bearings, for root canal instruments with contra-angle shaft, diameter 2.35 mm, max. drive speed: 20,000 rpm, suitable for endo function of the ESTETICA E50 Life, KaVo uniQa and ESTETICA E70/E80 Vision in combination with MASTERmatic M20 L <i>Mat. no. 1.008.1831</i>
<b>INTRA Endo head L3 Y</b> With push-button chuck, for manual root canal instruments with grip, diameter 3.5–4.0 mm, stroke 0.4 mm, file receptacle rotates 360°, max. drive speed: 3,000 rpm <i>Mat. no. 1.008.1823</i>	

<b>INTRA head L62 (10:1)</b> With push-button chuck, for contra-angle burs and root canal filler instruments, max. drive speed: 2,000 rpm <i>Mat. no. 1.008.1830</i>

<b>INTRA Micro head L22 (1:1)</b> With round bur (size 2), and U-inverted cone bur (size 0), for microsurgery, max. drive speed: 20,000 rpm <i>Mat. no. 1.008.1835</i>
















## Surgery

### M20 L (1:1)



## Turbines

### Benefits at a glance.

-  **Optimum access**  
thanks to ergonomic 100°/19° head/knee angle combination
-  **Replaceable spray microfilter**  
for effective and trouble-free spray cooling
-  **Ceramic ball bearings**  
for excellent quiet and low-vibration operation
-  **KaVo push-button chuck system**  
with a retention power of up to 32 N for secure retention of the bur
-  **Small head size**  
Overall height 13.1 mm (standard version) or 12.1 mm (mini version) for good access and overview
-  **Thermo-disinfectable**  
and sterilisable up to 135 °C
-  **Plasmatec coating**  
for a perfect grip and excellent hygiene
-  **Direct Stop Technology**  
Bur stops in less than one second for greater safety during treatment
-  **24-month warranty**  
for proven quality
-  **Non-return feature**  
effectively prevents contaminated debris and aerosol getting inside the housing around the head
-  **4-port spray**  
with ultra-fine spray wetting for optimum cooling
-  **Optimum view**  
thanks to offset light and spray outlets
-  **Glass rod light conductor**  
with up to 25,000 lux for reliable detection of the preparation margins
-  **Maximum power**  
of up to 31 watts for more efficient work
-  **Low volume (only 57 dB(A))**  
to eliminate unpleasant noises for patients and treatment personnel
-  **High-tech FG chuck with carbide guide bush**  
for optimum longevity

### Up to 31 Watt maximum power

### Minimal head size



#### MASTERtorque LUX

Head height 13.1 mm, maximum power up to 31 watts\*, up to 57 dB(A), 4-port spray  
M9000 L: Mat. no. 1.008.7900  
M9000 L chocolate brown: Mat. no. 1.007.9900  
M9000 L anthracite: Mat. no. 1.007.7100

#### MASTERtorque Mini LUX

Small head: head height 12.1 mm, 30 watts of power\*, up to 59 dB(A), for standard and miniature burs, 3-port spray  
M8700 L: Mat. no. 3.001.0000

### Third-party couplings

#### MASTERtorque LUX

Like M9000 L, fits  
Sirona click&go coupling\*\*  
M9000 LS: Mat. no. 1.008.5400

#### MASTERtorque Mini LUX

Like M8700 L, fits  
Sirona click&go coupling\*\*  
M8700 LS: Mat. no. 3.001.0600

\* At 3.5 bar. Power depends on drive pressure and other parameters.

\*\* Registered trademark of Sirona Dental Systems GmbH.



# EXPERT series

Rely on advanced KaVo performance.



# Handpieces and contra-angles

Benefits at a glance.



**High-tech FG chuck with carbide guide bush**  
for optimum longevity



**Ceramic ball bearings**  
for excellent quiet and low-vibration operation and high-quality, low-wear materials such as a stainless steel head



**Small head size**  
for easy, efficient access to the preparation area



**EXPERTgrip surface**  
for fast cleaning and excellent grip



**24-month warranty**  
for proven quality



**3-port spray**  
with ultra-fine spray wetting for optimum cooling



**Glass rod light conductor**  
with up to 25,000 lux for reliable detection of the preparation margins



**Low volume (only 57 dB(A))**  
to eliminate unpleasant noises for patients and treatment personnel



**Internally channelled, separate coolant**  
for optimum spray results



**Replaceable spray microfilter**  
for effective and trouble-free spray cooling




**KaVo INTRAmatic coupling system**  
can be used with any treatment unit



**KaVo push-button chuck system**  
with a retention power of up to 30 N for secure retention of the bur



**Thermo-disinfectable**  
and sterilisable up to 135 °C



Made in  
Germany

EXPERTmatic

# Handpieces and contra-angles

1. Maximum longevity
2. Efficient operations
3. Reliable features







# Turbines

## Benefits at a glance.



**Optimum access**  
thanks to ergonomic  
100°/19° head/knee  
angle combination



**Ceramic ball bearings**  
for excellent quiet and  
low-vibration operation



**Small head size**  
Overall height 13.6 mm  
(standard version) or  
12.2 mm (mini version)  
for good access  
and overview



**EXPERTgrip surface**  
for fast cleaning and  
excellent grip



**24-month warranty**  
for proven quality



**4-port spray**  
with ultra-fine  
spray wetting for  
optimum cooling



**Glass rod  
light conductor**  
with up to 25,000 lux for  
reliable detection of the  
preparation margins



**Low volume**  
(only 62 dB(A),  
average production  
quality: 59 dB(A))  
to eliminate unpleasant  
noises for patients and  
treatment personnel



**Replaceable  
spray microfilter**  
for effective and  
trouble-free  
spray cooling



**KaVo push-button  
chuck system**  
with a retention power  
of up to 30 N for secure  
retention of the bur



**Thermo-  
disinfectable**  
and sterilisable up to 135 °C



**Maximum power**  
of up to 29 watts for  
efficient work



**High-tech FG chuck  
with carbide guide bush**  
for optimum longevity

### High power



**EXPERTtorque LUX E680 L**

Head height 13.6 mm, up to 29 watts of power\*,  
4-port spray, glass rod light conductor,  
up to 62 dB(A) (average 59 dB(A))  
Mat. no. 1.006.8700

### Small head size



**EXPERTtorque Mini LUX E677 L**

Small head: head height 12.2 mm,  
for standard and miniature burs, 27 watts of  
power\*, 3-port spray, glass rod light conductor,  
up to 65 dB(A) (average 59 dB(A))  
Mat. no. 1.007.3600

### Without light



**EXPERTtorque E680 C (without light)**

Up to 29 watts of power\*, 4-port spray,  
head height 13.6 mm, up to 62 dB(A) (average  
59 dB(A))  
Mat. no. 1.006.9000

### Third-party couplings

**EXPERTtorque LUX**

Like E680 L, fits Sirona click&go  
coupling\*\* or NSK FlexiQuik coupling\*\*  
E680 LS\*\*: Mat. no. 1.006.4600  
E680 LN\*\*: Mat. no. 1.006.4700

**EXPERTtorque Mini LUX**

Like E677 L, fits NSK FlexiQuik coupling\*\*  
E677 LN\*\*: Mat. no. 1.006.0100

\* At 3.5 bar. Power depends on drive pressure and other parameters.

\*\* Registered trademark of Sirona Dental Systems GmbH or NSK.



# SMART series

Start safe with affordable KaVo quality.

# Handpieces and contra-angles

## Benefits at a glance.

- 

**100% made in Germany**

All instruments are developed and produced exclusively in Germany
- 

**Extremely precise ball bearings**

for long-lasting smooth operation and a high degree of efficiency
- 

**Small head size**

for easy, efficient access to the preparation area
- 

**Internal spray transmission to the spray clip**

for a quick changeover of instruments on all motors
- 

**Ceramic slider within the clamping system**

for enduring and secure tool holding
- 

**High-quality, seamless surfaces**

for rapid cleaning and flawless hygiene
- 

**Lightweight**

for tireless working
- 

**Optimum balance**

for precise treatment
- 

**Premium materials**

Rust-free stainless steel for long-lasting durability and low running costs
- 

**Suitable for all requirements**

whether you're pursuing restorative, endodontics or prophylaxis
- 

**KaVo INTRAmatic coupling system**

can be used with any treatment unit
- 

**Thermo-disinfectable**

and sterilisable up to 135 °C
- 

**12-month warranty**

for proven quality





# Handpieces and contra-angles

1. Made in Germany
2. Premium materials
3. Entry level price for the world of KaVo



**SMARTmatic S20 S (1:1)  
with external spray**  
For burs with shaft diameter  
2.35 mm, internal spray trans-  
mission to the spray clip,  
max. drive speed: 40,000 rpm  
S20 S / Mat. no. 1.011.6752  
Also available without spray  
S20 / Mat. no. 1.011.6750



**SMARTmatic S10 S (1:1)  
with external spray**  
Suitable for handpiece and con-  
tra-angle burs, internal spray  
transmission  
to the spray clip, max. drive  
speed: 40,000 rpm  
S10 S / Mat. no. 1.011.6732  
Also available without spray  
S10 / Mat. no. 1.011.6730



**SMARTmatic ENDO  
S81 (8:1)**  
For endodontic files with  
shaft diameter 2.35 mm,  
max. drive speed:  
40,000 rpm  
Mat. no. 1.011.6780



**SMARTmatic ENDO  
S321 (32:1)**  
For endodontic files with  
shaft diameter 2.35 mm,  
max. drive speed:  
40,000 rpm  
Mat. no. 1.011.6790



**SMARTmatic PROPHY S31  
prophylaxis contra-angle  
(8:1)**  
Double-threaded (1-64-UNC  
and 1-72-UNF) for screw-  
type polisher / brushes,  
unscrewable holder for  
Snap-on polishing appli-  
cations, sealing to prevent  
intrusion of paste, max. drive  
speed: 20,000 rpm  
Mat. no. 1.011.6760



**SMARTmatic PROPHY S19  
prophylaxis handpiece (8:1)**  
For disposable prophylaxis  
heads, Doriot shaft/  
clamping system,  
max. drive speed: 20,000 rpm  
Mat. no. 1.011.6740



**SMARTmatic PROPHY S33  
prophylaxis  
contra-angle (8:1)**  
70° oscillating rotation  
direction, sealing to prevent  
intrusion of paste, holder for  
Snap-on polishing appli-  
cations, max. drive speed:  
20,000 rpm  
Mat. no. 1.011.6800



**SMARTmatic S53  
prophylaxis and  
endo contra-angle (8:1)**  
70° oscillating rotation  
direction, usable with  
polishers and endodontic  
files with shaft diameter  
2.35 mm, max. drive speed:  
20,000 rpm  
Mat. no. 1.011.6810

# Turbines

## Benefits at a glance.



**Ceramic bearings**  
for excellent quiet work with reduced vibrations



**4-port spray**  
with ultra-fine spray wetting for optimum cooling



**Small head size**  
Overall height of 14.5 mm (standard version) or 12.3 mm (mini version) for good accessibility and overview



**Glass rod light conductor**  
with up to 25,000 lux for reliable detection of the preparation margins



**KaVo push-button chuck system**  
with a retention power of up to 30 N for secure bur retention



**High-tech FG chuck with carbide guide bush**  
for optimum longevity



**Thermo-disinfectable**  
and sterilisable up to 135 °C



**12-month warranty**  
for proven quality

### 45° Head



**SURGtorque S459 L**  
45° head with push-button chuck, Glass rod light conductor, Water jet without air, Rear air exhaust guides air away from the operation area by side vents, Ceramic ball bearing, fits MULTIflex LUX coupling  
*Mat. no. 3.000.4808*

### High power



**SMARTtorque LUX S619 L**  
Standard head, glass rod light conductor, 26 watts of power\*, ceramic bearings, made in Germany, push-button chuck, 4-port spray, hard tungsten carbide bur guiding bush, hardened push button chuck  
*Mat. no. 1.008.1641*

### Small head size



**SMARTtorque Mini LUX S615 L**  
Miniature head, 22 watts of power\*, ceramic bearings, made in Germany, glass rod light conductor, push-button chuck, 1-port spray, hard tungsten carbide bur guiding bush, hardened push button chuck  
*Mat. no. 1.008.1643*

### Without light



**SMARTtorque S619 C**  
Standard head, 26 watts of power\*, ceramic bearings, made in Germany, push-button chuck, 4-port spray, hard tungsten carbide bur guiding bush, hardened push button chuck  
*Mat. no. 1.008.1642*

### Fix coupling turbines

#### 45° Head



**SURGtorque S459 C**  
45° head with push-button chuck, Water jet without air, Rear air exhaust guides air away from the operation area by side vents, Ceramic ball bearing, 4-hole standard connection  
*Mat. no. 3.000.5063*

#### High power



**SMARTtorque S609 C (without light)**  
Standard head, 4-hole standard connector, 26 watts of power\*, ceramic bearings, made in Germany, 4-port spray Midwest, hard tungsten carbide bur guiding bush, hardened push button chuck  
*Mat. no. 1.008.1644*

#### Small head size



**SMARTtorque Mini S605 C (without light)**  
Miniature head, 4-hole standard connector, 22 watts of power\*, ceramic bearings, made in Germany, 1-port spray Midwest, hard tungsten carbide bur guiding bush, hardened push button chuck  
*Mat. no. 1.008.1645*

\* At 3.0 bar; Power depends on drive pressure and other parameters.



INSTRUMENTS  
&  
MORE



Electric motors



**INTRA LUX motor KL 703 LED**

The perfect combination of power and comfort: fatigue-free work thanks to reduced weight and optimum balance. SMARTdrive means the motor is up to speed after just 100 revolutions. Thanks to a brushless motor and a maintenance-free LED light, the motor offers an extremely long service life.



**INTRA LUX motor KL 701**

Brushless motor, speed range from 2,000 to 40,000 rpm, torque 2.7 Ncm, KaVo MULTI LED replaceable by user, 36-month warranty  
*Mat. no. 1.001.8776*



**INTRAmatic L-LUX motor 181 L**

Speed range from 5,000 to 20,000 rpm, 4-hole LUX connection, forward and reverse running, sterilisable, INTRAmatic LUX coupling, KaVo high-pressure lamp replaceable by user, 12-month warranty  
*Mat. no. 0.535.5210*



**INTRAmatic L motor 181 H**

Speed range from 5,000 to 20,000 rpm, 4-hole connection, forward and reverse running, sterilisable, INTRAmatic coupling, 12-month warranty  
*Mat. no. 0.535.5200*



**INTRAmatic L motor 181 M**

Speed range from 5,000 to 20,000 rpm, forward and reverse running, sterilisable, for connection to MULTIflex couplings, INTRAmatic coupling, 12-month warranty  
*Mat. no. 0.535.5250*



# ELECTROmatic

The conversion kit from air to electrics.



Air-to-electric motor conversion kit (controller, tubing, brushless electric motor and fixtures) for any treatment unit. Easy retrofitting of existing air-driven treatment units. It allows the dentist to upgrade to an electric motor and all its advantages within minutes.



ELECTROmatic with KL 703 LED motor | Mat. no. 1.012.8537

## ELECTROmatic

### Highest power and constant speed at high load

- Perfect balance of the system due to the lightweight motor and tube
- SMARTdrive sensorless control allows high torque at low speed ranges.
- The LED light gives up to 25,000 lux to the preparation margin.
- Spray water regulation is easy on the motor tube.
- Automatic dynamic speed regulation and calibration system allows auto set-up of system air pressure and always max. speed at changing air pressure within a high pressure range.
- Easy, flexible installation with mounting brackets included
- Integrated water filter with replacement filter
- Self-exchangeable modular system: tubes, LED bulb, motor
- Dimensions: 143 x 118 x 36 mm
- Standard tube 1,750 mm (long tube 2,200 mm available)

## ELECTROmatic Plus

### The solution for all high- and low-speed applications

Same features than for ELECTROmatic plus:

- LCD Colour Display with 3 speed programs for fast switch between 100 and 40,000 rpm
- Easy program and change of individual speed settings and forward/reverse option
- Display rotates for vertical and horizontal mounting.
- Display can be installed remotely.
- Easy installation due to flexible mounting options
- Further adjustment of light brightness and afterglow, key tone and selection between digital or analogue speed
- Dimensions: 145 x 132 x 44 mm
- Standard tube 1,750 mm (long tube 2,200 mm available)



ELECTROmatic Plus with KL 703 LED motor | Mat. no. 1.012.8541



ELECTROmatic Premium with KL 703 LED motor

Mat. no. 1.012.8545

ELECTROmatic Premium Dual with 2x KL 703 LED motor

Mat. no. 1.012.8547

## ELECTROmatic Premium/Premium Dual

### Workflow at its best

- All-in-one device with a special prep and endo mode (torque controls)
- 5 speed programs in prep mode with display of speed set, very easy to adjust with a slider
- Integrated endo file database for easy set-up of endo torque and speed settings with different files
- **NEW since 2021:** With reciprocating file system TF-Adaptive from KERR
- Intuitive handling due to integrated 4.3" TFT colour touchscreen display
- Vivid colour touch display with speed slider for fast set-up
- Touchscreen with Dragontrail® glass, six times harder than glass and easy to clean
- System shows real bur speed when selected gear ratio of handpiece is set.
- The Dual Motor System allows a complete new workflow with preset high- and low-speed handpieces and burs. No further exchanging of the handpiece is necessary.
- Dimensions: 150 x 135 x 76 mm
- Standard tube 1,750 mm (long tube 2,200 mm available)
- Display can be installed remotely

# Couplings

## Spray adjustment

### With light



**MULTIflex LED coupling 465 LED**  
With KaVo MULTI LED, 4-hole LUX connection, spray adjustment ring with locking positions, anti-retraction valve to prevent intrusion of spray water *Mat. no. 1.007.3197*



**MULTIflex LUX coupling 465 LRN**  
With KaVo high-pressure lamp, 4-hole LUX connection, spray adjustment ring with locking positions, anti-retraction valve to prevent intrusion of spray water *Mat. no. 0.553.1550*



## Spray adjustment

### Without light



**MULTIflex coupling 465 RN**  
With 4-hole standard connection, spray adjustment ring with locking positions, anti-retraction valve to prevent intrusion of spray water *Mat. no. 0.553.1600*



## Without spray adjustment

### With light



**MULTIflex LED coupling 460 LED**  
With KaVo MULTI LED, 4-hole standard connection without spray adjustment ring, anti-retraction valve *Mat. no. 1.007.3201*



**MULTIflex LUX coupling 460 LE**  
With KaVo high-pressure lamp, 4-hole standard connection without spray adjustment ring, anti-retraction valve *Mat. no. 1.001.7599*



## Without spray adjustment

### Without light



**MULTIflex coupling 460 E**  
With 4-hole standard connection without spray adjustment ring, anti-retraction valve *Mat. no. 1.001.7600*



**MULTIflex coupling 457**  
With 4-hole standard connection without spray adjustment ring, anti-retraction valve *Mat. no. 0.553.1210*



## Switching to LED



**MULTI LED**  
Screw in the KaVo MULTIflex 465 LED coupling at the turbine hose or replace the halogen lamp in the KaVo MULTIflex coupling with KaVo MULTI LED and start working with LED light immediately - for a much longer service life than conventional halogen lamps, a colour temperature similar to daylight (5,500 K) and 25,000 lux at the bur tip *Mat. no. 1.007.5372*

## Special connections



**MULTIflex LUX coupling Midwest**  
Fits Midwest cold light supply, with integrated glass rod light conductor *Mat. no. 0.553.1390*



**All MULTIflex couplings come with a 12-month warranty and fit all of the following:**

- Turbines
- SONICflex
- PROPHYflex 4
- RONDOflex plus 360
- and many more



# SONICflex

## The great all-rounder for almost any indication.

Thanks to its versatility, the KaVo SONICflex will soon become one of your most frequently used instruments. With more than 50 tips, which are quick and easy to replace, it adapts to your requirements across a vast range of applications.

### Gentle oscillation

perfect for patients sensitive to pain

### Very broad range of indications and uses

for gentle approaches to treatment

### No additional devices necessary

just attach to the KaVo MULTIflex or Sirona coupling

#### SONICflex 2000 N

SONICflex handpiece 2000 N, with tip no. 5, without light  
*Mat. no. 0.571.5020*

#### SONICflex 2003

SONICflex set 2003 L with tips no. 5/6/7, with light  
*Mat. no. 1.000.8333*

SONICflex handpiece 2003 L, with light  
*Mat. no. 1.000.4243*

SONICflex set 2003 with tips no. 5/6/7, without light  
*Mat. no. 1.000.8334*

SONICflex handpiece 2003, without light  
*Mat. no. 1.000.4246*

#### SONICflex quick 2008

SONICflex quick set 2008 L, with tips no. 5A/6A/7A, with light  
*Mat. no. 1.007.1604*

SONICflex quick handpiece 2008 L, with light  
*Mat. no. 1.005.9310*

SONICflex quick set 2008 LS\*, with tips 5A/6A/7A, with light  
*Mat. no. 1.007.1605*

SONICflex quick handpiece 2008 LS\*, with light  
*Mat. no. 1.007.0540*

SONICflex quick set 2008, with tips 5A/6A/7A, without light  
*Mat. no. 1.007.1606*

SONICflex quick handpiece 2008, without light  
*Mat. no. 1.005.9311*

#### 24-month warranty

for SONICflex 2003 and SONICflex 2008

#### 12-month warranty

for SONICflex 2000 N


\* Fits Sirona Dental Systems GmbH click&go coupling – a registered trademark of Sirona.




SONICflex tips

Prophylaxis

Removal of large areas of calculus:




Scaler tip no. 5 | universal  
5: 0.571.5171 / 5A: 1.005.8949




Scaler tip no. 6 | sickle  
6: 0.571.5181 / 6A: 1.005.8950

Removal of supragingival and subgingival calculus:




Scaler tip no. 7 | perio  
7: 0.571.5191 / 7A: 1.005.8951




Scaler tip no. 8 | perio, extra long  
8: 0.571.5371 / 8A: 1.006.1953

Scaler tip set no. 5/ 6/ 7  
Set: 1.000.4983/ Set A: 1.005.9328


Removal of plaque, cleaning of fissures,  
cleaning of cavities and crown preparations:




Clean tip no. 48  
48: 0.571.0401 / 48A: 1.006.1982




Clean brush no. 1 (5 pcs): 0.571.0402




Clean brush no. 2 (5 pcs): 0.571.0412




Clean brush no. 3 (5 pcs): 0.571.0422



Clean brush no. 4 (5 pcs): 0.571.0432



Clean brush no. 5 (5 pcs): 0.571.0472



Clean brush no. 6 (5 pcs): 0.571.0482

Minimally invasive

Minimally invasive treatment, for incipient caries:



Micro tip no. 30 | small hemisphere, mesial,  
diamond coating D46  
30: 0.571.6811 / 30A: 1.006.1969



Micro tip no. 31 | small hemisphere, distal,  
diamond coating D46  
31: 0.571.6801 / 31A: 1.006.1971




Micro tip no. 32 | large hemisphere, mesial,  
diamond coating D46  
32: 0.571.6831 / 32A: 1.006.1973




Micro tip no. 33 | large hemisphere, distal,  
diamond coating D46  
33: 0.571.6821 / 33A: 1.006.1975

Bevelling of approximal cavity edges:




Bevel tip no. 58 | mesial, diamond coating D46  
58: 0.571.7392 / 58A: 1.006.1988



Bevel tip no. 59 | distal, diamond coating D46  
59: 0.571.7382 / 59A: 1.006.1990


Important information regarding material numbers:  
**XX:** Tip for SONICflex 2003/2000 (Long thread)  
**XXA:** Tip for SONICflex 2008 (short thread)

Minimally invasive preparation of fissures, no pain when opening fissures:




Seal tip no. 45 | conical, straight tip,  
diamond coating D46  
45: 1.000.8323 / 45A: 1.007.1506

**Ultra-conservative, sono-abrasive caries excavation, fine:**




Cariex 0.8 tip no. 42 | ball, diameter 0.8 mm,  
diamond coating D64  
42: 1.000.7105 / 42A: 1.006.1980

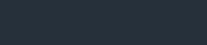


Cariex 1.2 tip no. 43 | ball, diameter 1.2 mm,  
diamond coating D64  
43: 1.000.7167 / 43A: 1.006.1981

Layer-by-layer removal of most carious tissue:




Cariex 1.0 tip no. 71 | ball, diameter 1.0 mm,  
hard metal  
71: 1.000.7362 / 71A: 1.006.2002




Cariex 1.4 tip no. 72 | ball, diameter 1.4 mm,  
hard metal  
72: 1.000.7363 / 72A: 1.006.2004

Periodontology

Gentle pocket cleaning up to 9 mm deep:



**For anterior teeth area, smooth surfaces:**  
Paro tip no. 60 | long, straight tip,  
rounded surface  
60: 0.571.7402 / 60A: 1.006.1934




**For premolars, molars:**  
Paro tip no. 61 | angled tip,  
left, rounded surface  
61: 0.571.7412 / 61A: 1.006.1935



Paro tip no. 62 | angled tip, right,  
rounded surface  
62: 0.571.7422 / 62A: 1.006.1936

Paro tip set no. 60 / 61 / 62  
Set: 0.571.0371 / Set A: 1.006.2020


Removal of subgingival plaque and calculus around implants:




Implant set | wedge-shaped tips,  
single-use plastic head  
Set: 1.003.8167 / Set A: 1.006.2027

Implant refill (30 pcs): 1.003.8168

For difficult to reach furcations, enables access to approximal  
furcations, even in cases of unbroken lines of dentition:




Rootplaner tip no. 24 | contra-angled button,  
small, left, diamond coating D25  
24: 0.571.5621 / 24A: 1.006.1957




Rootplaner tip no. 25 | contra-angled button,  
small, right, diamond coating D25  
25: 0.571.5631 / 25A: 1.006.1959

Cleaning of smooth surfaces and concavities:



Rootplaner tip no. 26 | universal, button,  
small, diamond coating D25  
26: 0.571.5641 / 26A: 1.006.1961



Rootplaner tip no. 27 | perio, button, large,  
diamond coating D25  
27: 0.571.5651 / 27A: 1.006.1963





**Important information regarding material numbers:**  
**XX:** Tip for SONICflex 2003/2000 (Long thread)  
**XXA:** Tip for SONICflex 2008 (short thread)

**Perfect adaptation of cavity preparations to the specific processes of CAD/CAM systems:**



Prep CAD/CAM tip no. 34 | mesial, lateral 60°, cervical 90°, diamond coating D46  
34: 1.002.1984 / 34A: 1.006.1977



Prep CAD/CAM tip no. 35 | distal, lateral 60°, cervical 90°, diamond coating D46  
35: 1.002.1986 / 35A: 1.006.1979

**Crown preparation, ideal combination of rotating crown preparation instruments with sonically vibrating tips of similar design:**




**Chamfer preparation:**  
Crown prep tip no. 97 | radius, diamond coating D46  
97: 1.008.6383 / 97A: 1.008.6384




**Shoulder preparation:**  
Crown prep tip no. 98 | flat, diamond coating D46  
98: 1.008.6385 / 98A: 1.008.6386

Restoration

Precise preparation of various bevel angles around margins after „rough preparation“ with rotary instrument; this enables improved dental restoration:




Prep gold tip no. 49 | mesial, tips with defined bevel angles: lateral 30-45°, cervical 30°, diamond coating D46  
49: 0.571.7212 / 49A: 1.006.1983




Prep gold tip no. 50 | distal, tips with defined bevel angles: lateral 30-45°, cervical 30°, diamond coating D46  
50: 0.571.7222 / 50A: 1.006.1984

Gentle placement of inlays:




Cem tip no. 12 | with rounded plastic cap  
12: 0.571.5431 / 12A: 1.006.2021  
Cem attachment: 0.571.7142

Precise preparation of various bevel angles around margins, with gradual angle transitions from cervical to lateral margins:




Prep ceram tip no. 51 | mesial, tips with defined bevel angles: lateral 60°, cervical 75°, diamond coating D46  
51: 0.571.7262 / 51A: 1.006.1985




Prep ceram tip no. 52 | distal, tips with defined bevel angles: lateral 60°, cervical 75°, diamond coating D46  
52: 0.571.7272 / 52A: 1.006.1986

Root tip resection

Searching for/locating root canal. Simplifies work associated with retrograde cavity preparation:




Retro tip no. 56 | extremely narrow, cylindrical tip, left, diamond coating D46  
56: 0.571.7322 / 56A: 1.006.2040




Retro tip no. 57 | extremely narrow, cylindrical tip, right, diamond coating D46  
57: 0.571.7332 / 57A: 1.006.2041

Preparation of the undercut; axially aligned root canal preparation with minimal bone defects:




Retro tip no. 20 | pear-shaped, small, left, diamond coating D64  
20: 0.571.5521 / 20A: 1.006.2037




Retro tip no. 21 | pear-shaped, small, right, diamond coating D64  
21: 0.571.5561 / 21A: 1.006.2038

Preparation of root canal, significantly simplified access, even with highly convoluted roots:




Retro tip no. 16 | left, small cylinder, diamond coating D64  
16: 0.571.5541 / 16A: 1.006.2036



Retro tip no. 17 | right, small cylinder, diamond coating D64  
17: 0.571.5581 / 17A: 1.006.2035

For roots with apices highly inclined towards the buccal cavity:



Retro tip no. 55 | diamond coating D46  
55: 0.571.7342 / 55A: 1.006.2039



## Endodontics

### Shaping of access cavity, removal of protuberances:



Endo tip no. 66 | button, large,  
diamond coating D46  
66: 1.000.5825 / 66A: 1.006.1992

### Widening of larger canals:



Endo tip no. 67 | conical 125°,  
diamond coating D46  
67: 1.000.5822 / 67A: 1.006.1994



Endo tip no. 68 | conical 112°,  
diamond coating D46  
68: 1.000.5823 / 68A: 1.006.1996

### Removal of residue from root canal fillings:



Endo tip no. 69 | button, small,  
diamond coating D46  
69: 1.000.5827 / 69A: 1.006.1998

### For particularly long and wide channels:



Endo tip no. 70 | conical 117°,  
diamond coating D25,  
anterior area not diamond-coated  
70: 1.000.5821 / 70A: 1.006.2000

### For rinsing of root canal, for removal of debris and smear layer as well as enhancing the performance of antibacterial rinsing solution:



Endo clean holder no. 96  
96: 1.008.5163 / 96A: 1.008.5164  
Endo clean needles (6 pcs each)  
for all SONICflex:  
015/ XF white: 1.006.2042  
020/ FF yellow: 1.006.2043  
025/ MF red: 1.006.2044

## Accessories



Torque wrench:  
1.000.4887



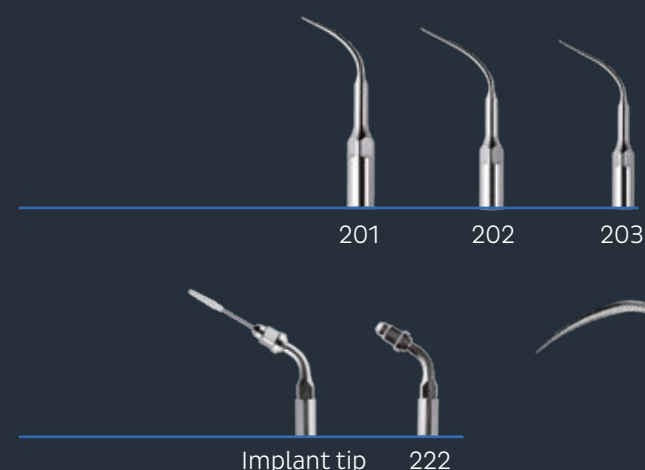
Wear Indicator card for scaler and  
paro tips:  
1.001.6958



Key:  
0.411.0892

# PiezoLED Prophylaxis and Implant Cleaning.

Take advantage of the possibilities offered by the high-end ultrasonic scaler. Enjoy the convenience of operating the equipment via your KaVo treatment unit. Achieve the best treatment results thanks to precise illumination.



## PiezoLED

### Where strength meets intelligence:

- Innovative KaVo CARE Technology with intelligent feedback control and high removal performance
- Fully adjustable to suit individual requirements with various mode settings
- Can be fully integrated into your treatment unit
- Perfect light quality thanks to circular LEDs
- Wear indicator card for efficient work
- Wide range of applications

Mat. no. 1.007.3995

## Prophylaxis

### PIEZO Scaler tip 201

Removes supragingival calculus:  
- From secondary teeth  
- From dental hard tissues: enamel  
Mat. no. 1.007.4024

### PIEZO Scaler tip 202

Removes supragingival and subgingival up to 4mm calculus:  
- From secondary teeth  
- From dental hard tissues: enamel  
Mat. no. 1.007.4026

### PIEZO Scaler tip 203

Removes supragingival and subgingival up to 10mm calculus:  
- From primary and secondary teeth  
- From dental hard tissues: enamel, dentine and cementum  
- From restorations, prosthetics and dentures  
- Around orthodontic appliances  
Mat. no. 1.007.4028

## Implant cleaning

### PIEZO Implant tip set

Removes supragingival and subgingival up to 3mm calculus:  
- From primary and secondary teeth

- From dental hard tissues: enamel and dentine  
- From restorations, prosthetics and dentures  
- Around implants  
- Around orthodontic appliances  
Metal-free tip; contains holder for PIEZO Implant tips (tip 222); wrench for PIEZO Implant tip holder; one PIEZO Implant Tip refill Set  
Mat. no. 1.007.4008

### PIEZO Implant Tip refill Set:

Contains four attachments  
1.007.4014

Laboratory  
Handpieces for masterpieces.



K-ERGOGrip 4944

- High-power laboratory drive offering convenient solutions based on ergonomic and light design
- Short, ergonomic handpiece with 2 grip sleeves
  - 7 Ncm torque
  - Up to 50,000 rpm in both clockwise and anticlockwise direction
  - For all common materials
  - Robust shaft system
  - Easy-to-replace ball bearing
  - Chuck system with 40% higher retention power
  - Various grip sleeves with soft grip
  - Easy-to-clean chuck system
  - For right- and left-handed personnel
- Mat. no. 1.003.7555



K-POWERgrip 4941

- Powerful and low-vibration laboratory drive with minimal running noise
- Max. 7 Ncm torque
  - Up to 50,000 rpm in clockwise and up to 5,000 rpm in anticlockwise direction
  - For all common materials
  - Easy-to-replace ball bearing
- Mat. no. 1.002.2916



K5 plus 4911

- Light and short laboratory drive
- Max. 4.5 Ncm torque
  - Up to 35,000 rpm in clockwise and up to 5,000 rpm in anticlockwise direction
  - Shaft system with just 2 ball bearings, easy to replace
- Mat. no. 1.001.6733

Order numbers for combined packages

	K-Control TLC Knee	K-Control TLC Foot	K-Control TLC Table
K-ERGOGrip	Mat. no. 1.005.4206	Mat. no. 1.005.4207	Mat. no. 1.005.4204
K-POWERgrip	Mat. no. 1.007.2082	Mat. no. 1.007.2084	Mat. no. 1.007.2083
K5 plus	Mat. no. 1.009.4244	Mat. no. 1.009.4245	Mat. no. 1.009.4243



Knee control



Foot control



Table control

KaVo K-Control TLC universal control unit with options to suit individual requirements or the space available (table, knee or foot control), easy to replace handpieces thanks to automatic handpiece recognition, knee version can be attached to an existing KaVo K-Control knee hook, safety switch for enabling speeds of over 30,000 rpm, clockwise and anticlockwise rotation, depending on handpiece, of up to 50,000 rpm, 4 storable programs: Save within 4 seconds for a 4-second speed control function, 4-colour display for easy differentiation, quick access to preset speeds and torque by simply pressing the speed control

# Articulators

## Perfection in motion.



The ARCUSdigma 3 measures the movement paths of the temporomandibular joints and the incisal point in real time and represents these in 3D in the software. The data can be used in the PROTAREvo Digma to create the perfect dental prosthesis. All PROTAREvo articulators offer the precision and longevity that KaVo is famous for. Furthermore, they support many specific solutions and provide useful analysis. The ARCUS and ARCUSEvo face bows help record the maxilla in the correct position – quickly, precisely and safely.



### ARCUSdigma 3

- Records temporomandibular joint (TMJ) movements quickly
- Assists in the effortless design and development of simple and complex dental prosthesis
- Fast and precise articulator programming thanks to KaVo Transfer System without applying a face bow
- Increased measuring accuracy thanks to the optical measuring process for in-depth temporomandibular joint diagnostics
- Simple operation through wireless data acquisition
- Safety for the practitioner – even with major restorations
- Modular, retrofittable software concept – adaptable to your needs

Mat. no. 1.012.2320



### PROTAREvo

#### Dental articulators for perfect precision and masterful handling

Dental articulators, from the KaVo PROTAREvo 2 entry-level model to the top-of-the-range PROTAREvo 9, offer a winning combination of perfect precision and masterful handling. With an extensive range of accessories for almost all dental requirements.

PROTAREvo 2: Mat. no. 1.002.3305

PROTAREvo 3: Mat. no. 1.002.3309 (also available without split cast)

PROTAREvo 5: Mat. no. 1.002.3313 (also available without split cast)

PROTAREvo 5b: Mat. no. 1.002.3317 (also available without split cast)

PROTAREvo 7: Mat. no. 1.002.3321 (also available without split cast)

PROTAREvo 9: Mat. no. 1.002.3325 (also available without split cast)

PROTAREvo Digma: Mat. no. 1.005.4121



### ARCUS and ARCUSEvo

#### KaVo face bows: your patient will thank you for it

- The face bow that records the position of the maxilla in less than 3 minutes – fewer hand movements and no assistance required!
- Minimise occlusal adjustments, particularly when raising and lowering the bite.
- The ARCUSEvo face bow can be fitted to the patient in no time at all by just one person.
- Quick, precise and safe
- The earpieces are designed to allow unrestricted communication with the patient.

ARCUS: Mat. no. 0.622.5000

ARCUSEvo: Mat. no. 1.005.0900





## INDICATIONS

## SONICflex, prophylaxis tips

### Important information regarding material numbers:

**XX:** Tip for SONICflex 2003/2000 (long thread)

**XXA:** Tip for SONICflex 2008 (short thread)

### SONICflex for prophylaxis

Thanks to its numerous tips, SONICflex is a perfect partner for prophylaxis purposes. All the tips available, which can be used for a wide range of indications, can be found on pages 48–54.



**Scaler tip no. 5 | universal**  
5: 0.571.5171 / 5A: 1.005.8949



**Scaler tip no. 6 | sickle**  
6: 0.571.5181 / 6A: 1.005.8950



**Paro tip no. 60 | long, straight tip, rounded surface**  
60: 0.571.7402 / 60A: 1.006.1934



**Paro tip no. 61 | angled tip, left, rounded surface**  
61: 0.571.7412 / 61A: 1.006.1935



**Scaler tip no. 7 | perio**  
7: 0.571.5191 / 7A: 1.005.8951



**Scaler tip no. 8 | perio, extra long**  
8: 0.571.5371 / 8A: 1.006.1953



**Paro tip no. 62 | angled tip, right, rounded surface**  
62: 0.571.7422 / 62A: 1.006.1936



**Implant Set | wedge-shaped tips, single-use plastic head**  
Set: 1.003.8167 / Set A: 1.006.2027  
Implant Refill (30 pcs): 1.003.8168

## PiezoLED, prophylaxis tips

### PiezoLED for prophylaxis

PiezoLED is fully adjustable to suit individual requirements, which also makes it ideal for prophylaxis purposes. An overview of the various tips associated with its broad range of applications can be found on page 55.



**PIEZO Scaler Tip 201**  
Removes supragingival calculus:  
- From secondary teeth  
- From dental hard tissues: enamel  
Mat. no. 1.007.4024



**PIEZO Scaler Tip 202**  
Removes supragingival and subgingival up to 4mm calculus:  
- From secondary teeth  
- From dental hard tissues: enamel  
Mat. no. 1.007.4026



**PIEZO Scaler Tip 203**  
Removes supragingival and subgingival up to 10mm calculus:  
- From primary and secondary teeth  
- From dental hard tissues: enamel, dentine and cementum  
- From restorations, prosthetics and dentures.  
- Around orthodontic appliances  
Mat. no. 1.007.4028

## Cleaning powder for subgingival and supragingival treatment.

PROPHYpearls, PROPHYflex Powder and PROPHYflex Perio Powder are perfectly suited to the KaVo PROPHYflex 4 and allow for tooth cleaning that is both thorough and gentle.



### KaVo PROPHYpearls

**For an all-round clean and gentle prophylaxis**

- Indication: effective elimination of discolouration, plaque and biofilm
- Active ingredient: calcium carbonate with a particle size of 60–70 µm, biodegradable, no salt, sugar or gluten
- Highlights: round shape and a uniform size for optimum cleaning with minimal abrasion, 4 flavours and 2 neutral variants

PROPHYpearls flavour (80 pcs per 15 g)

Neutral: Mat. no. 1.010.1826

Mint: Mat. no. 1.010.1828

Peach: Mat. no. 1.010.1829

Orange: Mat. no. 1.010.1830

Blackcurrant: Mat. no. 1.010.1831

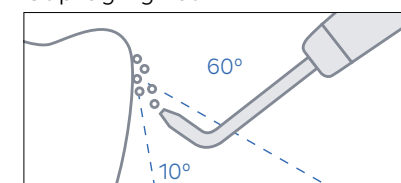
PROPHYpearls Selection (4 times 20 pcs per 15 g) | Mixture of Mint, Peach, Orange and Black Currant: Mat. no. 1.013.4400

Bottles (4 pcs per 250 g)  
Neutral: Mat. no. 1.010.1798

Bottles (4 pcs per 250 g)  
Neutral: Mat. no. 1.010.1798



Supragingival



### KaVo PROPHYflex Powder

**Polishing can be so quick.**

- Indication: highly effective elimination of discolouration, plaque and biofilm
- Active ingredient: sodium bicarbonate with a particle size of 60–70 µm, water-soluble
- Highlights: simple, fast and highly effective treatment with 4 flavours

Sticks (80 pcs per 15 g)

Orange: Mat. no. 1.007.0014

Berry: Mat. no. 1.007.0015

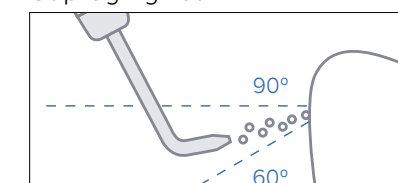
Cherry: Mat. no. 1.007.0016

Mint: Mat. no. 1.007.0017

Sticks (80 pcs per 15 g)  
Orange: Mat. no. 1.007.0014  
Berry: Mat. no. 1.007.0015  
Cherry: Mat. no. 1.007.0016  
Mint: Mat. no. 1.007.0017



Supragingival



### KaVo PROPHYflex Perio Powder

**For subgingival and supragingival treatment**

- Indication: efficient biofilm management in periodontal pockets and cleaning of crowns, bridges and implants
- Active ingredient: fine glycine powder (18–22 µm), protects gums
- Highlights: very gentle and not too abrasive, suitable for efficient cleaning of pockets as well as supragingival applications on implants

Bottles (4 pcs per 100 g)

Mat. no. 1.009.3732

### Perio Kit for PROPHYflex 4

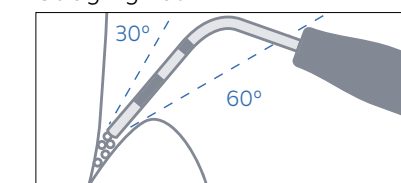
10 perio tips for safe and targeted pocket cleaning thanks to the stable, thin tip\* with depth markings and Perio Adapter as well as PROPHYflex Perio Powder and accessories

Perio Kit: Mat. no. 1.011.9403\*\*

Refill Set: Mat. no. 1.010.0287



Subgingival



\* Each tip can be reprocessed up to 10 times.

\*\* Use other mat. no. for PROPHYflex 3.

## The KaVo PROPHYflex 4 Perfect ergonomics has never been so flexible ...

Do you want your daily prophylaxis treatments to be easier, quicker, more thorough and even more enjoyable during longer sessions? The KaVo PROPHYflex 4 ticks all the boxes. It's feather-light, perfectly balanced and ergonomically designed for comfortable working.

### The PROPHYflex Perio attachment

Optional Perio Kit for focused and gentle subgingival treatment as well as cleaning bridges, implants and crowns

### The PROPHYflex Standard cannula

Less disruptive polishing mist thanks to high precision air polishing for the gentle, protective removal of biofilm and discolouration. The narrow cannula gives the technician a better view during supragingival cleaning

### The PROPHYflex Power cannula

The power cannula removes even supragingival stubborn discolouration in no time

**Wave**  
Mat. no. 3.002.8000  
Mat. no. 3.004.5900\*

**Lime**  
Mat. no. 3.002.8200  
Mat. no. 3.004.5930\*

**Flamingo**  
Mat. no. 3.002.8800  
Mat. no. 3.004.5950\*

### Further prospects: less powder mist



You will be delighted with the adjustable powder quantities and constant, focused powder jet which brings precise cleaning performance and minimised powder mist formation, for an optimal hygiene routine.

### Tough against stains, gentle to teeth



Evenly distributed energy along the jet surface has two advantages: the more evenly the jet energy is distributed, the more effective the cleaning performance and the greater the protection of the tooth structure.

## ... and flexibility has never been so comfortable.

Because every hand, every treatment and every patient is different, the KaVo PROPHYflex 4 can be individually adjusted. You decide, whether you're working in subgingival or supragingival regions, whether to eliminate mild or severe discolouration with more or less powder and how long the handpiece should be.

### The precise little cannula for pockets

Perio Kit for focused and gentle subgingival treatment as well as cleaning bridges, implants and crowns

### Tailored to you

Two grip sleeves with different lengths to fit your hand perfectly. Also ideal when several practitioners work with the same handpiece. Work comfortably even at difficult-to-reach places, thanks to the 360°-rotatable grip sleeve

### Stay relaxed, work with ease

A super-light, perfectly balanced handpiece with individually adjustable lengths for comfortable handling and stress-free treatment

### Safely prepared for everything

Simple filling and secure placement thanks to an even surface. For interruption-free treatment, the powder container can be filled in advance and sealed with a rubber seal which shows the indication

### Three is simply better

Three levels of adjustment, with the first level for powderless cleaning of the teeth to remove powder residue as well as blowing out powder residue out of the cannula. Levels 2 and 3 are for individually adjustable cleaning performances depending on the patient and indication

### Finding a connection just got easier

Choice of KaVo or Sirona connection

\* Mat. no. fits Sirona connection.

\*\* PROPHYpearls abrasion compared to a competitor's air polishing device using calcium carbonate. Shown on SonicFill composite.



# Diagnostics products and technologies at a glance.



## DIAGNOcam Vision Full HD

Three instant diagnostic images from one shot: Full HD Intraoral images, Transillumination, Fluorescence

DIAGNOcam Vision Full HD: *Mat. no. 1.011.1213* (2.5 m tube)  
DIAGNOcam Vision Full HD: *Mat. no. 1.013.1500* (1.3 m tube for use at treatment units)

### Included in standard package (and/or to reorder)

Tip Vision Full HD: *Mat. no. 1.013.5708* (1 piece)  
Fluorescence Cover Vision Full HD: *Mat. no. 1.013.5712* (1 piece)  
Cradle Vision Full HD: *Mat. no. 1.013.5500* (1 piece)  
Sheath Vision Full HD: *Mat. no. 1.013.5711* (100 pieces)

### Additional accessories (not included in standard package)

Tip Vision Full HD: *Mat. no. 1.013.5709* (4 pieces)  
Fluorescence Cover Vision Full HD: *Mat. no. 1.013.5715* (4 pieces)  
Wall Mount Vision Full HD: *Mat. no. 1.013.0400* (1 piece)  
Foot Control Vision Full HD: *Mat. no. 1.013.4952* (1 piece)



## DIAGNOdent Pen

Caries detection with acoustic signals and an easy to read display

DIAGNOdent pen: *Mat. no. 1.002.7000*  
DIAGNOdent pen Display: *Mat. no. 1.004.8400*  
DIAGNOdent pen sapphire fissure probe: *Mat. no. 1.002.6967*  
DIAGNOdent pen sapphire proximal probe: *Mat. no. 1.002.6970*  
DIAGNOdent pen sapphire perio probe: *Mat. no. 1.004.0370*  
Storage box for DIAGNOdent pen probes: *Mat. no. 1.002.7011*

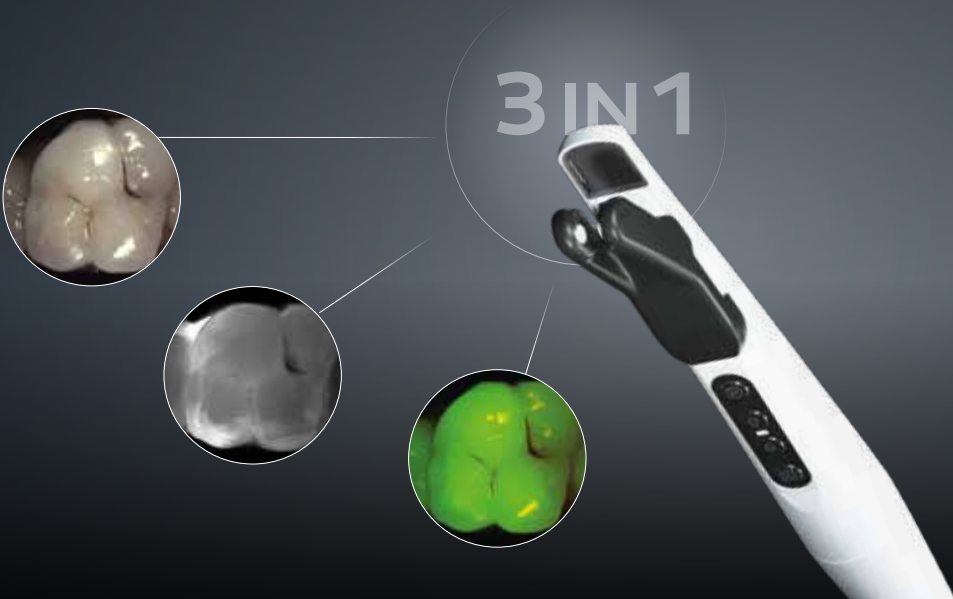


## KaVo ProXam iCam

Intraoral images with significant depth of field and outstanding colour reproduction

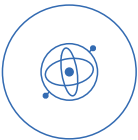
KaVo ProXam iCam 1,3m: *Mat.nr. 2.023.8000*  
KaVo ProXam iCam 2,5m: *Mat.nr. 2.023.8100*  
Camera Sheaths, 500 St.: *Mat.nr. 2.023.8002*

# DIAGNOcam Vision Full HD: See more and show it all: Three diagnostic images instantly from one shot.



### Always sharp without setting

The permanent autofocus is always on – inside as well as outside of the mouth – and creates extremely precise, clinically relevant images without delays caused by focusing, thus avoiding retakes.



### Gyro sensor for easy orientation

The image is always displayed in correct position, because the integrated gyro sensor recognizes whether you are taking a shot on the left or right side, upper or lower jaw – and aligns the recording automatically.



### Best image selection integrated

To minimize the susceptibility to blurry image, the camera automatically saves recordings directly before and after the shot, selects the image with highest quality and displays it on the screen.

## Permanent autofocus



**Jochen Kania**  
Dental practitioner,  
Laupheim, Germany

"There are many cameras that have an autofocus function to take a sharp image. But most of the time it takes too long to get a clinically relevant shot as you have to wait for the image to sharpen. The permanent autofocus function of the DIAGNOcam Vision Full HD is completely different. It is always on, there is no need to press a button or to adjust anything. It focuses automatically and without interruption – I always get a sharp image instantly.

The result is impressive. You can barely take an image that isn't perfectly sharp – in Full HD quality. This is true regardless of whether you use the DIAGNOcam Vision Full HD as an intraoral camera, as a transilluminating device or if you are working in the fluorescence mode – or combining all of them in one shot."

With the DIAGNOcam Vision Full HD you create remarkably clear and distortion-free Full HD images in real time. In addition, all images, from face to macro shots, are optimised to keep their natural colour tones and to remain clear even when enlarged – enabling you to easily view the smallest details.

#### Face image

Distortion-free portraits, easily added to the patient file documentation of your Patient Management System (PMS).



#### Smile image

Ideal to capture the lip line and smile line – useful for dental technicians to match the colour and create perfectly aligned aesthetic anterior teeth restorations and for pre-post comparison and documentation for your patients.



#### Tooth image

The quick and easy way to get a first overview of the dental situation, including fillings, dental prosthesis, extractions, deformities and overall dental hygiene. Perfect for pre-post comparison and documentation for your patients.



#### Macro shot

Enlargement of the finest tooth and gum structures, recommended for detecting the smallest lesions, defective transitions of filling material or crowns to the tooth as well as for initial examination of root canals.



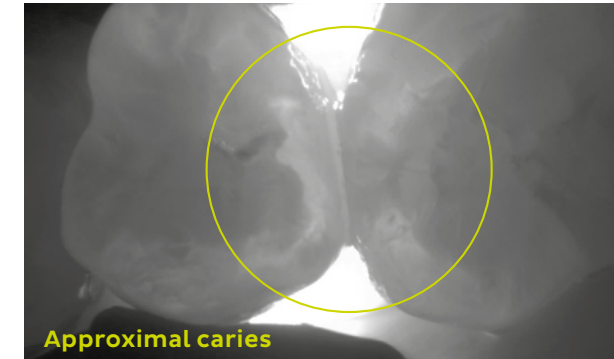
#### Perfectly adaptable to your existing needs

No matter if you have a KaVo treatment unit or one from another brand, if you want to use the DIAGNOcam Vision Full HD as a stand-alone device or integrate it into your Patient Management System or your X-ray software: Just pick it up from your preferred mounting option (wall, table, or treatment unit), detect and show – it's that easy.

#### Pure joy, clear sight: Superior hygiene concept

By using the sheaths, the DIAGNOcam Vision Full HD is protected against contamination. The tip and the fluorescence cover can be easily installed over the sheath, which does not affect the image quality. The tip and the fluorescence cover can be reused after being washed in a thermal disinfectant and sterilised in autoclaves, the sheath is disposable and for single use only.

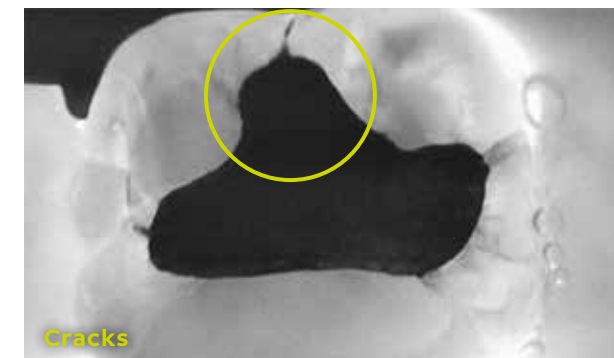
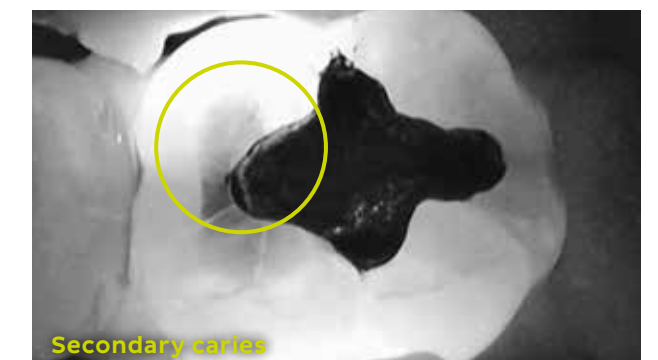
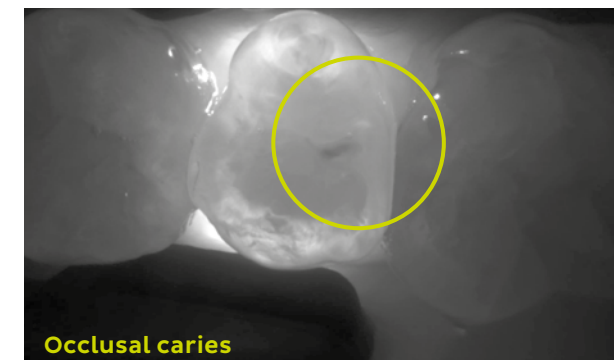
## Transillumination mode: Light years ahead of caries.



Detecting caries early is good. Detecting caries early and safely is better. Thanks to the intuitive handling, you can diagnose caries using the transillumination mode of the DIAGNOcam Vision Full HD with an extreme accuracy of up to 99%\* – with almost no training at all! Clinically established and proven in practice through countless recordings.

# 99%<sup>\*</sup> accuracy

Caries diagnosis with transillumination – light years ahead. With both DIAGNOcams, light waves complement X-rays otherwise needed for caries detection, giving you exceptional image quality and detail.



- The light source inserted in the tip illuminates the tooth outwards from the neck of the tooth to the occlusal tooth surface.
- A digital camera shows the captured scenes live on the screen of your choice.
- The tooth becomes a light conductor, making the tooth structures visible. Any caries or cracks that the light comes across on its way to the tooth surface are clearly identifiable and visibly darker.

\* Precise diagnosis with DIAGNOcam based on: Kühnisch J, Söchtig F, Pitchika V, Laubender R, Neuhaus KW, Lussi A, Hickel R "In vivo validation of near-infrared light transillumination for interproximal dentin caries detection," Clinical Oral Investigations, May 2016.



# Early caries detection with transillumination.

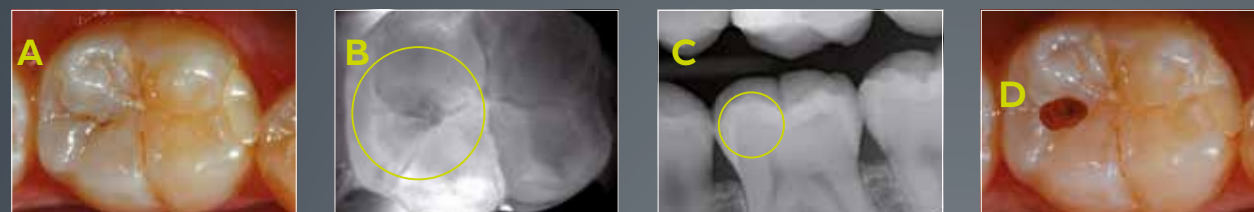
Transillumination uses light waves instead of X-rays. This makes it possible to take shots of coronal dental structures above the gingiva with outstanding brilliance. You can identify caries very early and carry out minimally invasive or even prophylaxis treatment.

## Approximal caries diagnostics on an existing premolar



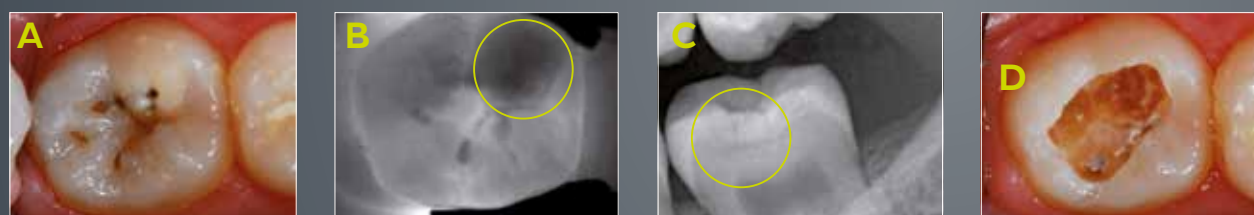
**A** Apart from some occlusal (brown) discoloration, clinical examination of premolar 15 fails to identify any carious process. The DIAGNOcam image **B**, however, shows extensive distal shadowing, which has already reached the dentine-enamel junction. The bitewing X-ray shot **C** reveals a carious process extending as far as the inner half of the dentine. Both of the lesions diagnosed are confirmed when the carious process is opened as the filling is inserted **D**.

## Occlusal caries diagnostics on an existing molar (hidden caries)



**A** The visual examination of the occlusal surface of tooth 46 does not provide any reliable evidence of caries-related discoloration or the like. The DIAGNOcam image **B** shows some shadowing in the distal section of the central fissure, which also shows up as an area of brightness in the X-ray image **C**. Once opened up, the carious process **D** shows some carious dentine.

## Occlusal caries diagnostics on an existing molar (hidden caries)



**A** Tooth 37 shows an established occlusal carious lesion with several localised areas where the enamel is broken. Demineralisation can be seen near the mesiobuccal cusp, which shows up as a dark shadow in the DIAGNOcam image **B**. The corresponding X-ray image **C** shows an advanced dentine lesion. Once the carious process is opened up, as can be seen in image **D**, the active nature of the lesion and the undermining effect of the caries becomes visible.

Extract from the clinical study on the KaVo DIAGNOcam | Ludwig-Maximilians-University Munich, 2013.  
Available for download: <https://www.kavo.com/diagnocam-clinical>



High resolution, easy solutions.

## Triple effective diagnosis, wow effect included

Simultaneously captured, immediately displayed: all images are recorded in Full HD resolution. Depending on the dental situation and the step of your workflow, you can choose the specific image mode you prefer or combine two or all three of them in one shot. Giving you a clinically relevant overview, like never before.

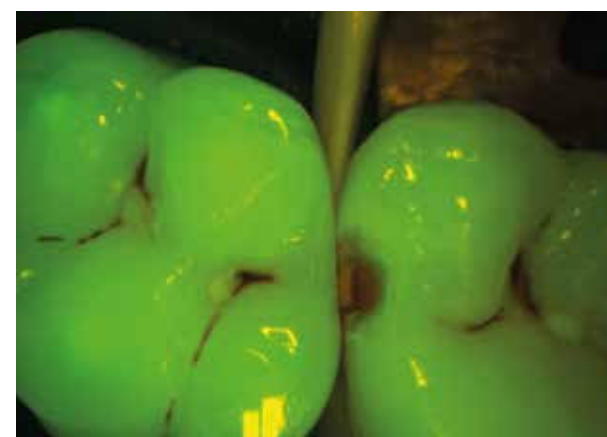
## One tip for the whole workflow

Thanks to its patented design, you can use the tip for the transillumination mode and for all capturing modes. No need to waste time changing the tip.

## Fluorescence mode:

### The ultimate check at the end of your workflow

This fluorescent light stimulates the metabolic products of (e.g. cariogenic) bacteria on the tooth's hard substances. Emitting different colours, the tooth's hard substance is displayed greenish and metabolic products of cariogenic bacteria are shown reddish. This allows the user to detect caries activity, making it possible to diagnose pathological findings. The mode enables the recording of images in the fluorescence range, in order to diagnose occlusal caries and plaque.

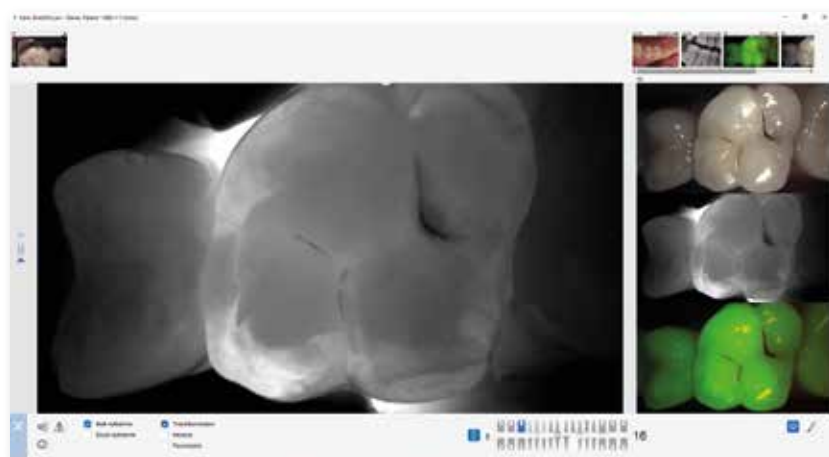


## Stand-alone software options

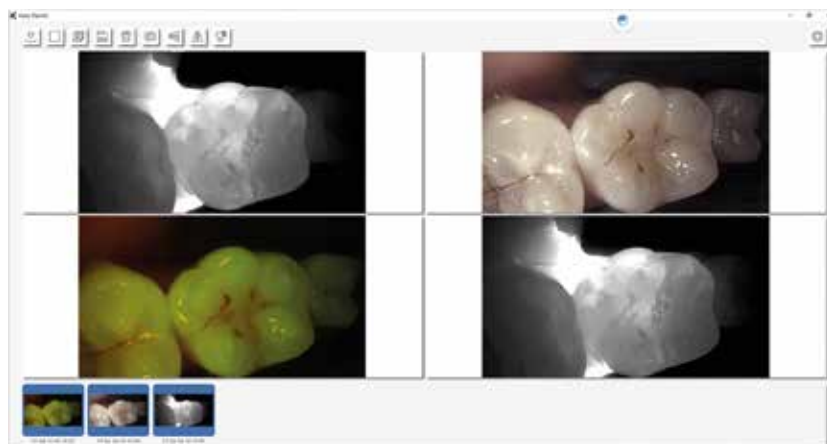
The new software update has additional functions that make it easier to operate your KaVo **DIAGNOcam** and enable operation of the new KaVo **DIAGNOcam Vision Full HD**.

### Full integration of the KaVo DIAGNOcam Vision Full HD

The new KaVo DIAGNOcam Vision Full HD, as well as the existing DIAGNOcam, can now be used with all available functions in the DIAGNOcam software. Within the software, you have the option of choosing between a single shot or multiple shots and taking a 3-in-1 shot in less than a second in the intraoral, transillumination and fluorescence modes.



With the new **TWAIN interface**, images from your KaVo camera can be captured quickly and easily and transferred to your software.



### Full integration of all KaVo cameras

The DIAGNOcam, the DIAGNOcam Vision Full HD and the ProXam iCam

can be used with all available functions via the new TWAIN interface.

Within the software, you have the option of choosing between a single shot or multiple shots and taking a 3-in-1 shot in less than one second in the available intraoral, transillumination and fluorescence modes.

### Fast and easy image transfer

Following image capture, images can be viewed, compared, rotated, and flipped. The desired images can then be transferred to your software with one click for use there.

## A safe bet for identifying caries.



### KaVo DIAGNOdent pen

**The laser fluorescence technology means early-stage and hidden caries can be identified too.**

- Practices worldwide have used over 15,000 devices with success for over 10 years. The gold standard in fluorescence-based caries detection, with add-on services chargeable accordingly
- Scientifically proven, easy to use at any time
- In many cases, the gentle measurement enables microinvasive treatment without unnecessary removal of healthy enamel
- Perfect support for simple and reliable diagnosis
  - Fissure with measured value of 0-12 or approximal measured value of 0-7: healthy dental substance
  - Fissure with measured value of 13-24 or approximal measured value of 8-15: early demineralisation

### “An outstanding instrument!”

Prof. Dr Adrian Lussi, University of Bern

“When combined with clinical evaluation and an assessment of individual factors relating to caries, the values obtained with the DIAGNOdent pen support early identification of caries and diagnosis. Because the values obtained are highly reproducible, the DIAGNOdent pen is an outstanding instrument for tracking the development of lesions at regular check-ups.!”

- Fissure with measured value above 25 or approximal measured value above 16: significant demineralisation
- Easy to use, with acoustic signals and an easy to read display
- Very pleasant for the patient
- Optimum integration into your workflow
- High-value, low-maintenance solution with significant clinical benefits

DIAGNOdent pen 2190: *Mat. no. 1.002.7000*


DIAGNOdent pen Display 2191: *Mat. no. 1.004.8400*

DIAGNOdent pen sapphire fissure probe: *Mat. no. 1.002.6967*

DIAGNOdent pen sapphire proximal probe: *Mat. no. 1.002.6970*

DIAGNOdent pen sapphire perio probe: *Mat. no. 1.004.0370*

Storage box for DIAGNOdent pen probes: *Mat. no. 1.002.7011*



### KaVo ProXam iCam

**A small camera with a big reputation.**

- Use images with significant depth of field and outstanding colour-reproduction to help explain your patients' particular situation to them.
- The easy-to-operate KaVo ERGOcam One gives you the perfect shot whenever you want – a convenient option that really saves you time.
- The shutter release can be triggered by hand or with the foot control on a KaVo treatment unit.
- Control is via the CONEXIO patient communication software.
- Cable length 1.30 m

KaVo ProXam iCam 1,3m: *Mat.nr. 2.023.8000*

KaVo ProXam iCam 2,5m: *Mat.nr. 2.023.8100*

Camera Sheaths, 500 St.: *Mat.nr. 2.023.8002*



# Restoration

From primary, secondary and wall preparation through to finishing: KaVo offers you solutions for effective, successful restorations that will keep your patients smiling.

**SONICflex**  
As a multifunctional instrument, the KaVo SONICflex can be used for several steps with the appropriate tips. It is notable for its precise and minimally invasive removal of dental substance.



**Primary preparation: opening the cavity**  
When it comes to opening the cavity and creating the contour and the necessary depth, KaVo's very powerful high-speed instruments or turbines are ideal for processing work performed at high speeds. The small head, the ergonomic head/knee angle and the powerful light provide the best view.

1



2

**Secondary preparation: caries excavation**  
A green shank, with a suitable KaVo INTRA head, is perfect for precise removal of carious dentine when used at a constant low speed.



3

**Wall/margin preparation**  
For optimum preparation of the cavity and the best contact between the prepared margins and the filling material in the further course of treatment, KaVo high-speed instruments or KaVo turbines are absolutely perfect, thanks to their extremely precise rotation.

4

**Taking care of filling and occlusion**  
Thanks to outstanding rotation performance, KaVo high-speed instruments and turbines can shape precise fillings and achieve optimum occlusion results.

5



**Finishing: preparation and polishing**  
For optimum aesthetics and occlusion, the blue shank combined with the specially sealed polishing heads deliver great results in terms of grinding and polishing the surfaces.

## Restoration with RONDOflex plus 360

### Versatile preparations for better results – simple, clean and painless.

- Surface treatment prior to the adhesive technique
- Minimally invasive cavity preparation
- Restorative surfaces such as secondary caries



#### RONDOflex plus 360

Air-abrasion system with spray water for reduced powder aerosol and gentle and relatively pain-free removal of material from the surface of teeth – perfect as pretreatment before intra- and extra-oral adhesive technique.

#### Possible applications:

- Minimally invasive cavity preparation
- Preparation of adhesive surfaces prior to acid/etching techniques
- Preparation of adhesive surfaces for braces
- Preparation of fissure seals
- Opening and widening of fissures
- Removal of residual adhesive from bridges, crowns, etc. (extraoral)

#### Product information:

Comes with 2 cannulas (diameter 0.46 mm and 0.6 mm) as well as 2 powder containers and 2 powder bottles (each 75 g), easy to connect to the KaVo MULTiflex system, 12-month warranty  
Mat. no. 1.002.2179

#### Accessories:

RONDOflex powder 27 µm to remove less  
1,000 g: Mat. no. 1.000.5957  
RONDOflex powder 50 µm to remove more  
1,000 g: Mat. no. 1.000.5956

Air abrasion with additional water supply and reduced powder contamination: The following case report demonstrates the use of the RONDOflex plus 360 for enhancing and optimising the adhesion between the restoration and tooth, in a complex clinical situation.

Air abrasion with  $\text{Al}_2\text{O}_3$  is a method of increasing the retentiveness of the treated surface for subsequent adhesive procedures. The surface is micro-retentive due to its roughening and has a higher-energy surface, ready for bonding.

The technique is especially suited for pretreating dentine, metal or ceramic surfaces before resin-based adhesives and cements are then applied. The bond strength of orthodontic brackets to air-abraded enamel is greater than for acid etching alone. Air abrasion may also increase the bond strength of self-etching dentine bonding systems to dentine.

The pressure-sprayed alumina particles are well contained within the water spray and are not scattered throughout the mouth or clinical working space. The RONDOflex plus 360 provides its stream of alumina particles within the confines of a concurrent water spray.

The RONDOflex plus 360 connects to the same MULTiflex coupling that an air turbine high-speed handpiece connects to, which further enhances the convenience of the device.



#### Extract from:

#### All around solution for minimal invasive cavity preparation

Dr Michael N. Mandikos, prosthodontist, is a visiting specialist to the University of Queensland, Australia, and formerly a Specialist Consultant to the Royal Australian Air Force. He is a reviewer for several international dental journals and a product evaluator for several dental companies. Dr Mandikos regularly presents continuing dental education programmes throughout Australia and South East Asia, and works in a specialist private practice in Brisbane, Australia.

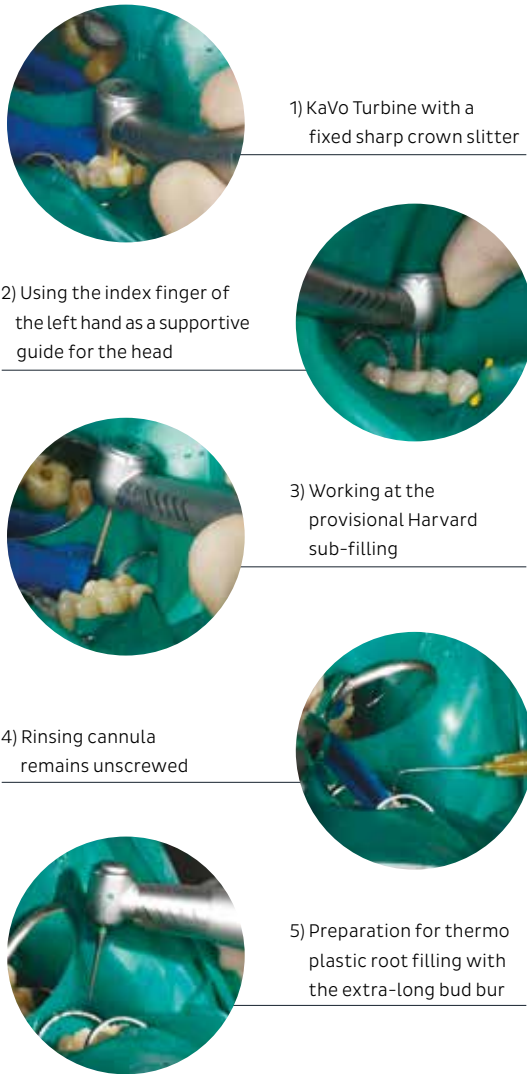


# Endodontics

Complex endodontic situations simply managed.  
Excerpt from case studies of conservative, adhesive  
treatment of teeth in complex, endodontic situations.

As shown in Figure 1, I prefer the KaVo Turbine with a fixed sharp crown splitter for establishing the coronal access opening. I recommend the following trick to reduce the risk of slipping with the crown splitter or diamond when trepanning a hard zirconium oxide crown: simply use the index finger of the left hand as a supportive guide for the head of the turbine (Fig. 2). When the occlusal core is drilled to the level of the provisional Harvard sub-filling, I exchange the turbine head for an extra-long, round-end diamond (Fig. 3). This removes the lateral overhang of the pulp roof but avoids the floor of the pulp chamber for reasons of perforation prophylaxis. For safety reasons, the rinsing cannula remains unscrewed on the disposable syringe (Fig. 4) so that it does not disengage even at high rinsing pressures.

Rhodium-metallised mouth mirrors are ideal for working at high magnification levels, as they come in two sizes (1.5 cm and 2.5 cm) and they can be unscrewed at the handle to be exchanged when they are scratched. The extra-long bud bur remains far enough away from the pulp chamber floor so that the fine structures that are being worked on can be seen in the mirror (Fig. 5).



**Excerpt from: Complex endodontic situations simply managed**  
**— from adhesive composite build-up to successful root canal filling**  
Dr Wolfgang Gäsler, dentistry practice. Specialist for endodontics, function and reconstruction, Institute for Advanced Dental Training.

## SONICflex, endodontic tips

**Important information regarding material numbers:**  
**XX:** Tip for SONICflex 2003/2000 (long thread)  
**XXA:** Tip for SONICflex 2008 (short thread)

### SONICflex for endodontics

Thanks to its numerous tips, SONICflex is a perfect partner for endodontic purposes. All the tips available, which can be used for a wide range of indications, can be found on pages 48–54.



**Endo tip no. 66 | button, large, diamond coating D46**  
66: 1.000.5825 / 66A: 1.006.1992



**Endo tip no. 67 | conical 125°, diamond coating D46**  
67: 1.000.5822 / 67A: 1.006.1994




**Endo tip no. 68 | conical 112°, diamond coating D46**  
68: 1.000.5823 / 68A: 1.006.1996



**Endo tip no. 69 | button, small, diamond coating D46**  
69: 1.000.5827 / 69A: 1.006.1998



**Endo tip no. 70 | conical 117°, diamond coating D25, anterior area not diamond-coated**  
70: 1.000.5821 / 70A: 1.006.2000

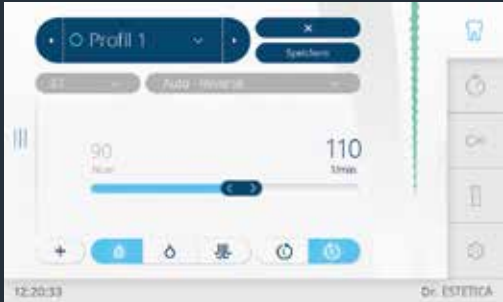


**Endo clean holder no. 96**  
96: 1.008.5163 / 96A: 1.008.5164

**Endo clean needles (6 pcs each)**  
for all SONICflex:  
015/ XF white: 1.006.2042  
020/ FF yellow: 1.006.2043  
025/ MF red: 1.006.2044



## Integrated endo function



### Endo mode for KaVo treatment units

The integrated endo function means there is no need to buy an expensive endodontic device. With 3 modes for file management, you couldn't be better equipped. All important parameters such as speed increase and torque values can be set, called up and saved via the dentist element.



### INTRA head L68 B (1:1)

With push-button chuck, ball bearings, for contra-angle burs with diameter 2.35 mm and root canal instruments, suitable for endo function of the ESTETICA E50 Life, KaVo uniQa and ESTETICA E70/E80 Vision  
*Mat. no. 1.008.1834*



### MASTERmatic LUX shank M20 L (1:1)

For cavity and crown preparation, finishing, caries excavation and endodontic treatments  
*Mat. no. 1.009.3620*



**INTRA Endo head L3 Y**  
Stroke 0.4 mm, for manual root canal instrument with grip diameter 3.5–4.0 mm  
*Mat. no. 1.008.1823*



**INTRA Endo LUX head L3**  
Reciprocating rotation through 60°, for manual root canal instrument with grip diameter 3.5–4.0 mm  
*Mat. no. 1.008.1822*



**INTRA Endo head L53**  
Reciprocating rotation through 60°, for manual root canal instrument with contra-angle shaft with diameter 2.35 mm.  
*Mat. no. 1.008.1826*



**INTRA Endo head L62 (10:1)**  
For contra-angle burs and root canal filler instruments  
*Mat. no. 1.008.1830*



**MASTERmatic LUX reducing shank M29 L (7.4:1)**  
Maximum treatment flexibility with 14 exchangeable heads, forward and reverse running  
*Mat. no. 1.009.3580*



**SMARTmatic ENDO S81 (8:1)**  
Reducing contra-angle for endodontics, max. drive speed: 40,000 rpm, for files with a shaft diameter 2.35 mm  
*Mat. no. 1.011.6780*

## ELECTROmatic Premium/Premium Dual



### Workflow at its best

Air-to-electric motor conversion kit (controller, tubing, brushless electric motor and fixtures) for any treatment unit. Easy retrofitting of existing air-driven treatment units. It allows the dentist to upgrade to an electric motor and all its advantages within minutes.

- All-in-one device with a special prep and endo mode (torque controls)
- Integrated endo file database for easy set-up of endo torque and speed settings with different files
- **NEW since 2021:** With reciprocating file system TF-Adaptive from KERR
- Intuitive handling due to integrated 4.3" TFT colour touchscreen display
- Vivid colour touch display with speed slider for fast set-up.

ELECTROmatic Premium with KL 703 LED motor: *Mat. no. 1.012.8545*

ELECTROmatic Premium Dual with 2x KL 703 LED motor: *Mat. no. 1.012.8547*

# Surgery

In surgical procedures, including implant treatment, a sense of safety regarding the surgical device carries a great deal of weight in terms of being able to concentrate on the surgical procedure.

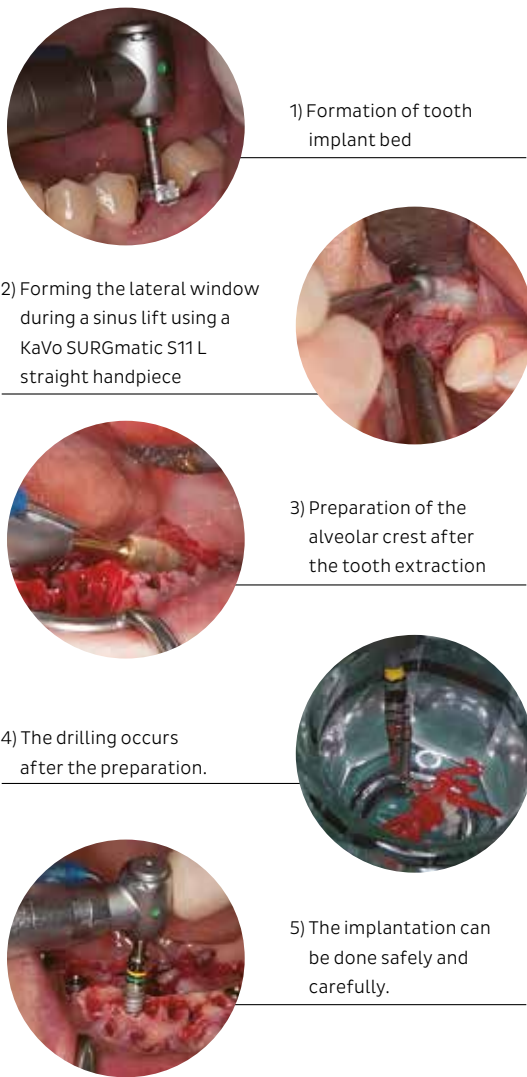
While working with the KaVo EXPERTsurg LUX, I appreciate the compact design of this device and the foot control, which is also very compact. When performing an implant treatment, the dentist has to check the insertion direction from various positions and this means the position of the foot control has to be changed often. A very helpful feature is that you can move the foot control by hooking it over the top of your foot. This comfort accelerates the procedure and I work with better quality, because I can perform the procedure without distractions. Therefore I can work in a very concentrated manner.

Moreover, the surgery device of KaVo has an engine with an excellent sense of torque and constant rpm. These two features are very important for achieving high quality in dental surgery and implantology.

It is very important to choose a product that is highly reliable and that also has good usability, such as the KaVo EXPERTsurg LUX. It allows you to concentrate more on the procedure and it helps you to easily achieve good results.



**Excerpt from:**  
**Customers voice on KaVo EXPERTsurg LUX**  
 by Dr Ryohei Tonotsuka,  
 Director of the Tonotsuka Dental Clinic Perio-Implant Center in Tokyo



## SONICflex, surgical tips

**Important information regarding material numbers:**  
**XX:** Tip for SONICflex 2003/2000 (long thread)  
**XXA:** Tip for SONICflex 2008 (short thread)

### SONICflex for surgery

Thanks to its numerous tips, SONICflex is a perfect partner for surgery work. All the tips available, which can be used for a wide range of indications, can be found on pages 48–54.



# Surgery portfolio

## Surgical devices

### MASTERSurg LUX Wireless

The KaVo MASTERSurg LUX Wireless surgical device helps you carry out dental interventions at a whole new level. The underlying philosophy is to help you deliver great performance on a daily basis – thanks to convenient features that make a real difference.

- Convenient thanks to the intuitive touchscreen display, the freely positionable wireless foot control and the data documentation feature with a graphic real-time display showing torque for quality control purposes
- Data can be saved to an SD card and transferred to patients' files
- Can be customised with up to 10 programs, each with 10 freely programmable steps
- Powerful and precise thanks to the S600 LED, one of the world's lightest surgical motors
- Maximum torque: 80 Ncm at the instrument,
- Motor speed range: 0–40,000 rpm



Mat. no. 1.009.1200  
(including INTRA LUX S600 LED, sterile hose set, motor cable and instrument tray)

### EXPERTSurg LUX

The surgery system that offers high precision and power for greater safety and reliability. Work safely and with great precision thanks to one of the lightest and smallest micromotors and the unique self-calibration feature. Trust the high power levels available, based on 80 Ncm torque at the instrument, and save time thanks to intuitive programming of your work steps and parameters.

- One-touch self-calibration: you can perform automatic calibration in just a few seconds
- Intuitive user interface with symbols for instructions and a bright colour display
- Restriction of parameters based on indications
- Navigation during treatment via the foot control
- Freely programmable work sequences and image-based representation of all program steps help simplify the work to be done



Mat. no. 1.008.3500  
(including INTRA LUX S600 LED, sterile hose set, motor cable and instrument tray)

## Motor



### Surgical motor

#### INTRA LUX S600 LED

- Light and short motor delivering a high level of power
- Ergonomic operation thanks to 28% lighter and 20% shorter motor delivering the same level of power
- All-metal surface
- High power across the entire speed range of 0–40,000 rpm
- Immediate, gentle start
- Motor torque: max. 5.5 Ncm
- Light: 25,000 lux

Mat. no. 1.008.8000

## Contra-angles



### SURGmatic S15 L Pro contra-angle (1:5)

- Surgical speed increasing contra-angle for a wide range of applications
- 1:5 transmission with up to 200.000 rpm for a compelling cutting performance
- CoolHead technology for more patient safety
- Optimized ball bearings for a long service life
- EXPERTgrip for outstanding grip and easy hygiene
- External coolant connection
- Optimized three-port spray

SURGmatic S15 L Pro (with light)

Mat. no. 1.014.4000



All handpieces and contra-angles in the surgery portfolio come with a 12-month warranty.

Handpieces and contra-angles with light



**SURGmatic S201 XL Pro | S201 L Pro contra-angles (20 : 1)**

- S201 XL Pro: Hexagon chuck system for a long service life and a max. torque of 80 Ncm
- S201 L Pro: Max. torque of 55 Ncm
- Optimized clamping system to avoid jamming tool shanks
- Removable head, easy to clean
- EXPERTgrip for outstanding grip and easy hygiene
- Small head with internal cooling system as per Kirschner and Meyer

- External cooling connection
- Optimized gear teeth in the instrument head and improved ball bearings

S201 XL Pro (with hexagon and light):  
*Mat. no. 1.013.7541*  
S201 L Pro (with light): *Mat. no. 1.013.7540*  
SURGmatic S201 Pro heads are only compatible with the corresponding SURGmatic S201 Pro shanks.



**SURGmatic handpiece S11 L (1:1)**

EXPERTgrip, for handpiece burs with a length of 44.5 mm, can also be used with contra-angle burs, external coolant connection  
*Mat. no. 1.009.1010*

Handpieces without light



**INTRA LUX handpiece CL10 (1:1)**  
Glass rod light conductor, for handpiece burs with a length of 44.5 mm, external coolant connection  
*Mat. no. 1.002.0911*



**INTRA LUX contra-angle (27:1)**  
Glass rod light conductor, can be dismantled into head and shank, head with internal cooling system (as per Kirschner and Meyer), external coolant connection  
  
CL3-09 | *Mat. no. 1.002.3693*  
Consisting of:  
INTRA LUX surgical reducing head (3:1)  
CL3 | *Mat. no. 1.001.8993*  
INTRA LUX surgical shank (9:1)  
CL09 | *Mat. no. 1.001.9258*



**INTRA surgical handpiece 3610N1 (1:1)**  
For handpiece burs with a length of 44.5 mm, external coolant connection, easy to dismantle  
*Mat. no. 0.524.5600*



**INTRA surgical handpiece 3610N2 (1:1)**  
For handpiece burs with a special length of 62.5 mm, external coolant connection, easy to dismantle  
*Mat. no. 0.524.5610*



**INTRA surgical handpiece 3610N3 (1:1)**  
For handpiece burs with a special length of 70.0 mm, external coolant connection, easy to dismantle  
*Mat. no. 0.524.5620*

# HYGIENE & SERVICE



# Maintaining the value of KaVo instruments.

More than 50% of handpiece and contra-angle failures are caused by improper cleaning and care. With a few tips from us, you will be able to extend the service life of your KaVo instruments and avoid the most common defects.

## 1. Chuck system

### 1.1 Rotating instruments with shafts intact

We always recommend that you use burs that are approved by KaVo, otherwise the instrument may suffer significant damage. Damage includes defects involving the chuck system or bur shaft.

### 1.2 Comply with dimensions for cutters/grinders.

For manufacturer information concerning the length, diameter, shaft shape and max. speed, please refer to the relevant instructions for use.

### 1.3 Removal of crowns and bridges/separation of crowns

Bur manufacturers offer crown separators to suit different crown materials. Please comply with the speeds recommended by the bur manufacturer. In the case of straight- or cross-toothed crown separators, these are often lower than for diamond-coated crown separators.

### 1.4 Never leave the bur in the chuck after a treatment.

The chuck should not bear any load when stored, in order to prolong its service life. Storing instruments with burs in can lead to a risk of injury or infection.

### 1.5 Close the tensioning ring on the handpiece.

Never start operating a straight handpiece while the chuck is open because:

- The straight handpiece blocks.
- The chuck will block.


### 1.6 Never press the push-button during operation.

Never press or wipe the push-button on the turbine or handpiece/ contra-angle while the instrument is rotating because this may cause:

- Excessive wear and tear on the drive/rotor
- Damage to the push-button/chuck

Never position the push-button close to the patient's cheek. The friction between the push-button and the chuck system generates heat, which may cause burn injuries.

**Important note regarding preparation:** All information concerning correct preparation can be found in the „Instructions for use“ for the relevant instrument.



## 2. Ball bearings

Ball bearings must always be lubricated. Using other than original KaVo oils or applying insufficient oil to ball bearings causes excessive wear and tear and may lead to defects. To prevent any secondary damage, replace ball bearings regularly with original KaVo ball bearings.

## 3. Surgical instruments

Surgical instruments require special treatment. After each use, clean the instrument immediately under lukewarm running water to remove all external soiling. Wherever possible, dismantle the instrument and clean the inside under lukewarm running water as well.

## 4. Damage after dropping

### 4.1 Avoiding damage caused by dropping instruments

Visually inspect the instrument at the preparation stage for any changes in order to protect both the instrument and the patient.

### 4.2 Listen for the click when attaching instruments to the coupling.

The instrument must be heard to click into place on the motor/ turbine coupling. Otherwise, it may not be secure and could fall and be damaged.

## 5. Disinfection

The instrument must never be immersed in a disinfection/ ultrasonic bath because:

- The ball bearings might be destroyed
- Other technical defects involving the instrument may occur

Instruments can be manually disinfected. If excessive disinfectant or a non-approved disinfectant is sprayed onto the instrument or the motor/turbine coupling, malfunctions may occur.

## 6. Care

- Automated care with the QUATTROcare PLUS
- Manual care with KaVo Spray
- Chucks must be treated at least once a week with KaVo Spray or in the QUATTROcare PLUS.

## 7. Storage

Always use an instrument stand to store instruments after cleaning them (Mat. no.: 3.005.5204). Any excess residual oil will be able to drain away. Otherwise, the instrument may become too hot when used again, leading to further damage to ball bearings.



## QUATTROcare PLUS

### Good care pays off.

Your instruments will seem as good as new, thanks to the care provided by the QUATTROcare PLUS. The approved care process and just the right amount of oil act like a spa treatment for your instruments. They are lubricated perfectly, and ready to perform again.

#### KaVo QUATTROcare PLUS 2124 A

3x INTRAMatic short and 1x MULTIflex care coupling, with 1 can of QUATTROcare Plus Spray, care couplings for all the usual competitor instruments available as accessories, 12-month warranty

- Lubrication cycle for 4 instruments lasting just 1 min.
- Program-controlled, automated care process
- Optimum lubrication, thanks to automatic, outlet-specific, metered dosing
- Easy handling prevents erroneous care.
- Compressed-air blasting of transmission system and spray channels, using purging function
- No leakage of residual oil after lubrication has been performed
- Integrated chuck care program
- Basic device complete with four couplings (1x MULTIflex/3x INTRAMatic short)
- Modern and ergonomic design

Mat. no. 1.008.3805



#### KaVo QUATTROcare Plus Spray

Care spray for use in KaVo QUATTROcare PLUS lubrication devices, environmentally friendly propellant, each contains 500 mL.

Pack. 2140 P (6 cans):

Country-specific Mat. no. 1.005.4525\* or 1.011.5720\*\*



## KaVo spray portfolio for manual reprocessing of your dental instruments.

#### KaVo CLEANSpray/DRYSpray

CLEANSpray:

Ready-to-use solution for the non protein-fixing cleaning (internal and external surfaces) of dental instruments.

DRYSpray:

Ready-to-use spray for the drying after cleaning and/or disinfection of the internal surfaces of dental instruments.

Pack. KaVo CLEANSpray 2110 P (4 cans):

Mat. no. 1.007.0579

Pack. KaVo DRYSpray 2117 P (4 cans):

Mat. no. 1.007.0580

KaVo CLEAN/DRYSpray starter set 2116 P:

Mat. no. 1.007.0573

#### Accessories:

INTRAMatic adapter (1 pc): Mat. no. 1.007.1776

MULTIflex adapter (1 pc): Mat. no. 1.007.1775

COMFORTdrive adapter (1 pc): Mat. no. 1.007.3350

Cleaning adapter manual 3F/MF cannula (1 pc):

Mat.no. 3.005.7780

Cleanpac packaging (10 pcs): Mat. no. 0.411.9691



#### KaVo Spray

Universal lubrication spray for manual lubrication of KaVo instruments, environmentally friendly propellant, each contains 500 mL.

Pack. 2112 A (6 cans):

Country-specific Mat. no. 0.411.9640\* or 1.011.5721\*\*

#### Accessories:

INTRA spray head (5 pcs): Mat. no. 0.411.9911

MULTIflex spray head (5 pcs): Mat. no. 0.411.9921

COMFORTdrive spray head (1 pc): Mat. no. 1.005.3154

Spray head for NSK turbines (1 pc): Mat. no. 1.005.8436

Spray head for Sirona turbines (1 pc): Mat. no. 1.005.8365

Cleanpac packaging (10 pcs): Mat. no. 0.411.9691



\* DE, DA, EN, ES, FI, FR, HR, IT, NL, PL, PT, SV, RU, NO

\*\* CS, EL, ET, HU, LT, LV, RO, SK, SL, TR, ZH, BG

**Cheaper —  
maybe**

**Better —  
probably not**



## Making sure your KaVo instrument remains a KaVo instrument: KaVo Original Service.



When a KaVo instrument needs a service, second best is just not good enough. It deserves the best — a KaVo Original Factory Repair. Fitting third-party parts can impair functionality (and therefore any treatment provided) as well as invalidate the KaVo warranty. A KaVo Original Factory Repair means only KaVo Original replacement parts are used. So ensure optimum treatment quality, unbeatable reliability and greater longevity at attractive fixed prices from KaVo.

### Benefits of KaVo Original replacement parts:

- Developed, tested and certified by KaVo
- Necessary to ensure top-quality repairs
- Optimum functionality, longevity and safety for patients and users

### You know how important quality is when it comes to the KaVo medical devices you use:

- The use of KaVo Original replacement parts guarantees all components work together as efficiently and safely as possible and gives you the security of a factory warranty and an all-round service by KaVo
- If KaVo medical devices are repaired with third-party replacement parts, this invalidates the KaVo operator licence and the warranty and liability is transferred to the party carrying out the repairs

## You know in advance just how much you can save later: factory repairs at attractive fixed prices!



- 1 Visit [www.kavobox.com](http://www.kavobox.com) and select KaVo Original Factory Repair. If you like, you can order an empty KaVo BOX up front.



- 2 Place your KaVo products in the KaVo BOX. UPS® picks up the box automatically the next working day.



- 3 You get your KaVo products back fast, freshly serviced and repaired.

### Available in many countries:

#### our best service for dentists and dental technicians

- KaVo Original Factory Repair direct from us (no third parties)
- Knowledgeable, skilled and highly trained technicians with many years' experience
- Top quality through the use of KaVo Original replacement parts, tools and testing devices
- Fast returns to your practice

### Our fixed price, your advantages:

- Attractive fixed prices for almost all imaginable repairs
- Full cost coverage for accepted warranty claims
- Automatic pick-up and delivery of the KaVo BOX
- 1-year warranty on repairs and replaced parts
- Save time online at [www.kavobox.com](http://www.kavobox.com)



Not genuine means genuinely dangerous!  
Counterfeit products present a health risk.



With online sales becoming increasingly common, there is a higher risk of people being offered counterfeit dental instruments that are advertised as KaVo Original products but which are actually marked with forged CE markings. Any instruments with counterfeit or non-original replacement parts may prove damaging to health and present a risk to both treatment personnel and patients.









**Quality at a glance: how to spot counterfeit instruments!**

It can often be difficult to spot counterfeit instruments at first sight because the packaging and labels are only very slightly different. But the technical quality of these fakes differs significantly from the original. Also, counterfeit products violate industrial property rights and the copyright.

**Quality comes at a price, but it's fair to say that a fake could prove much more costly in the end!**

To prevent potential harm to patients and dentists, we will continue to pursue a hard line against counterfeits. We would also ask you – for your own safety too – to let us know if you notice any instruments being offered which might be counterfeit. Please email us at [tm.reporting@kavo.com](mailto:tm.reporting@kavo.com). Many thanks!

You can be sure of getting original KaVo quality from approved KaVo dealers. All addresses can be found at [www.kavo.com/kavo-dealers-worldwide](http://www.kavo.com/kavo-dealers-worldwide)

KaVo Original	<b>Packaging</b>		<b>Instrument head</b>		<b>Spray ports</b>		<b>Type plate</b>		The introduction of a modified product in the market, in which the reasonable suspicion exists to endanger the safety and health of patients or users, is prohibited by MPG §4, Abs.1 No. 1 and therefore requires its own conformity check.	
	Original KaVo tray		Matt, with 4 small notches		Number of spray ports on a ring		Type plate with CE markings and correct address			
Counterfeit (examples)										
	Neither key nor tray are from KaVo	Shiny, 2 large notches only	Number of spray ports on 2 rings	Type plate with no CE markings and a mistake in the street name (Bi8marckring)						



## Register

## Notes

KaVo	Page	KaVo	Page
ARCUS/ARCUSevo	61	Maintenance	92-93
ARCUSdigma 3	61	MASTER series	16-25
Articulators	60-61	MASTERmatic	20-21
		MASTERSurg LUX Wireless	86
CLEANSpray	95	MASTERtorque	25
Counterfeit products	98-99	Motors	44-45
Couplings	48-49	MULTIflex couplings	48-49
DIAGNOcam Vision Full HD	69-702	PiezoLED	57
DIAGNOcam	73-74	Prophylaxis	64
DIAGNOdent pen	75	Endodontics	81
DRYSpray	95	PROPHYflex 4	66-67
		PROPHYflex powder	65
ELECTROMatic	46-47/82	PROPHYflex Perio Powder	65
EXPERT series	26-33	PROPHYpearls	65
EXPERTmatic	30-31	PROTARevo	61
EXPERTSurg LUX	86	ProXam iCam	68/75
EXPERTtorque	33		
Handpieces and contra-angles	20-21	QUATTROcare PLUS Spray	94
	30-31	QUATTROcare PLUS 2124 A	94
	38-39		
		Restorations workflow	76-77
INTRA heads for MASTERmatic	22-23	RONDOflex plus 360	79
INTRAmatic motors	44-45		
		SMART series	34-39
K5 plus 4911	59	SMARTtorque	41
KaVo BOX	97	SONICflex scaler	40-56
KaVo Original Service	96-97	Prophylaxis	64
KaVo Spray	95	Endodontics	81
K-ERGOgrip 4944	58	Surgery	85
K-POWERgrip 4941	59	Accessories	56
		Surgical handpieces and contra-angles	87-89
Laboratory handpieces	58-59	Surgical motor LUX S600 LED	87
		SURGmatic S201 XL Pro   S201 L Pro	87
		Turbines	25/33/40/41

[illegible]

## Notes

This image shows a single sheet of white paper with horizontal ruling lines. The lines are evenly spaced and run across the width of the page. There are no margins, text, or other markings on the paper.

# Dental Excellence in every area



## Practice equipment

KaVo treatment units and lights, dental chairs, patient communication systems and additional operatory accessories



## Instruments

Dental straight and contra-angle handpieces, turbines, air polishing systems and small equipment for all application areas including diagnosis, prophylaxis, restorative, surgery, endodontics and instrument care



## Imaging

Intraoral X-ray, sensors and imaging plates, panoramic and extraoral X-rays, including combined with DVT, as well as dedicated DVT equipment for any indication in dentistry.

The products, features and services shown and described in this catalogue are not available in all countries. All specifications were correct at the time of publication. KaVo Dental GmbH assumes no liability for deviations in colour or form from the illustrations, mistakes or printing errors and reserves the right to make changes to the brochures at any time. Reprinting, even just of excerpts, is only permitted with the consent of KaVo Dental GmbH.