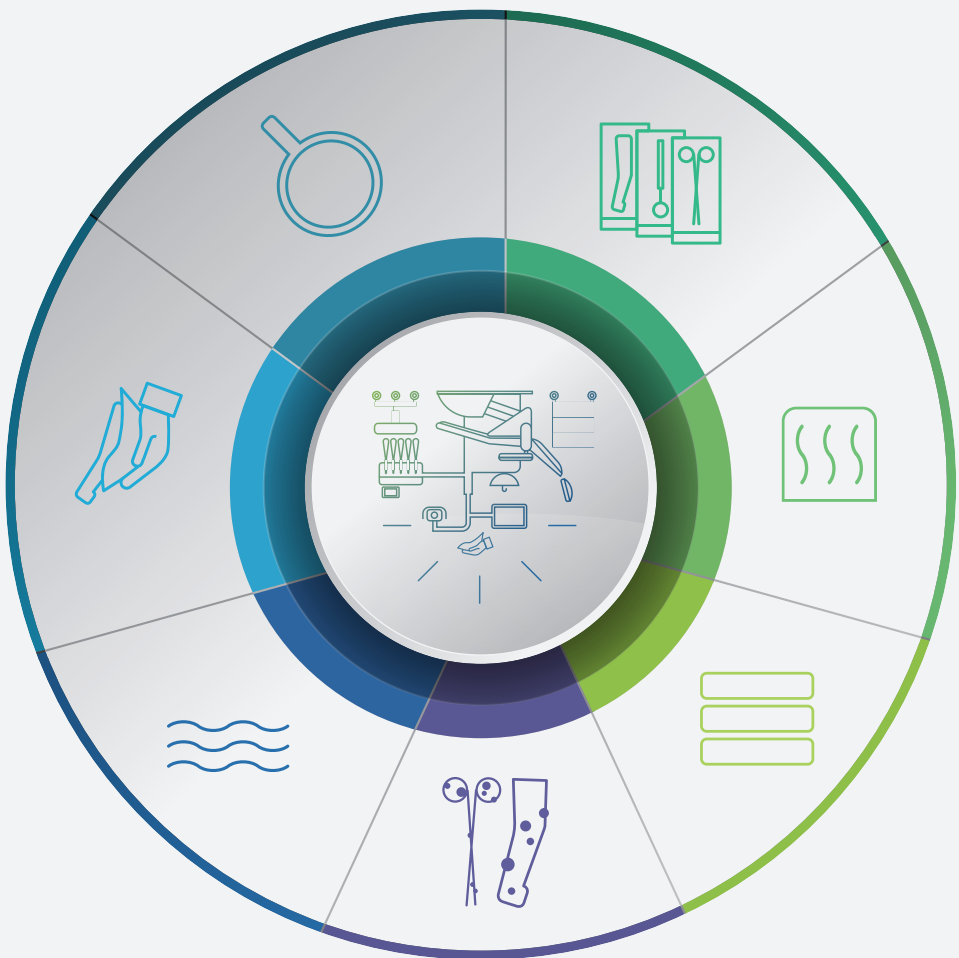


From the contaminated
item to the safe re-use.

Together for
more safety
with W&H AIMS Advanced Infection
Prevention Management Solutions



#whaims
@whaims
aims.wh.com

W&H aims Advanced
Infection Prevention
Management Solutions



20399 AEN Rev. 005 / 22.02.2024
Subject to alterations/images W&H

On eliminating risks of infection
The recommendations for the
preparation of dental instruments
compiled in this hygiene folder –
in particular the necessary cleaning,
disinfection, maintenance and
sterilization measures – are in line
with the current state of the art.

You will find further information on the
impact of reprocessing devices and
instruments in interrupting the chain
of infection as well as the knowledge
why each step of the reprocessing
workflow is of highest importance at
aims.wh.com.



W&H aims Advanced
Infection Prevention
Management Solutions

Notes on preparation

These hygiene and maintenance recommendations apply to W&H transmission instruments and motors in particular.

Transmission instruments and motors marked with this symbol can be cleaned and thermally disinfected in the thermal washer disinfectant (TWD). W&H recommends mechanical cleaning and disinfection using an TWD in accordance with the requirements of ISO 15883.

Transmission instruments and motors marked with this symbol can be sterilized. W&H recommends sterilization in accordance with EN13060 and EN285 class B,S.

- Important information
- › Wear protective clothing, protective goggles, protective mask and gloves.
 - › Follow detailed instructions in the manufacturer's Instructions for use.
 - › Follow your country-specific laws, directives, standards and guidelines.
 - › Comply with the concentrations and application times specified by the manufacturer of cleaning agents and disinfectants at all times.
 - › Only use oil-free, filtered compressed air with a maximum of 3 bar operating pressure for manual drying.
 - › Please refer to the detailed information at **wh.com** or **aims.wh.com**

Semi-critical

Semi-critical medical devices
Medical devices that come into contact with mucous membrane or pathologically altered skin.



Critical

Critical medical devices
Medical devices for applications involving blood, blood products and other sterile medicinal products and medical devices that penetrate the skin or mucous membrane and come into contact with blood, internal tissues or organs in the process, including wounds.



Used items



Instruments must be pre-cleaned and pre-disinfected immediately after use to prevent blood, saliva and residues from becoming dried on, to reduce the number of micro-organisms and to reduce the risk of infection during cleaning.

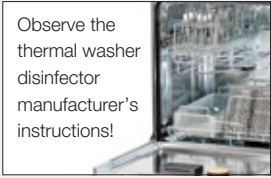
Cleaning

Manual



The use of manual procedures requires standardized and reproducible cleaning with a demonstrable effect in all cases (including the internal surfaces).

Automated

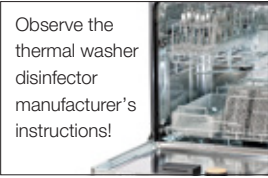


Manual



The use of manual procedures requires standardized and reproducible cleaning with a demonstrable effect in all cases (including the internal surfaces).

Automated




Disinfection



The use of manual procedures requires a standardized and reproducible disinfection regime with a demonstrable effect in all cases (including the internal surfaces).



Observe the thermal washer disinfectant manufacturer's instructions!



Observe the thermal washer disinfectant manufacturer's instructions!



Transmission instruments can be put into the thermal washer disinfectant in an assembled or disassembled state; if assembled, the instruments must be placed on the corresponding adaptors.

Inspection (Lubrication)

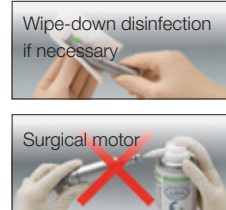
Frequency of lubrication:

- › after each time internal cleaning is performed
- › before each sterilization
- › after 30 minutes of use or at least twice daily




Frequency of lubrication:

- › after each time internal cleaning is performed
- › before each sterilization



Packaging

Each packaging system must consist of a sterile barrier system and protective packaging. Use only packaging systems and methods that meet the applicable standards in respect of quality and use and are suitable for the sterilization method.



- › Sterilization packages must be large enough for the sterilization goods and not be under tension
- › Never re-use pouches or any other packaging material

Sterilization

Sterilization enables the elimination of all living micro-organisms including spores. The acceptable Sterilization Assurance Level for a sterilized product is one in a million (SAL 10⁻⁶).

- › **B type:** Medical grade = designed for all load types
- › **N type:** Only for non-pouched solid instruments
- › **S type:** For specific products as declared by the manufacturer



- › Follow detailed instructions in the manufacturer's Instructions for use.
- › Follow your country-specific laws, directives, standards and guidelines.

Storage

Store sterile goods dust-free and dry. The shelf life of the sterile goods depends on the storage conditions and type of packaging.